


# The DELIBERATE CORRUPTION Of Climate Science

Bob Endlich

[bendlich@msn.com](mailto:bendlich@msn.com)

Cruces Atmospheric  
Sciences Forum  
21 Feb 2015

Based in part on the book of the  
same title  
by Tim Ball, PhD



# Speaker Introduction:

- Grew up in New Jersey; Life-long interest Earth Sciences
- Bachelor's: Geology, Rutgers, '62
- Basic Meteorology: Texas A&M, '63-64
- Master's: Meteorology, Penn State, '69
- 21 Years USAF Weather Officer
- 14 Years WSMR Atmospheric Team Leader, High Energy Lasers
- 15 Years: Military Instructor, Weather Effects on Military Systems, Software Test Engineer
- Sailplane Pilot: 500 Hours



# Precursors:

Lack of Math and Science Literacy

Sad State of US' environment in the 1950s-1960s

Environmentalism and Apollo 8, Dec 1968

1969 Cuyahoga River Fire

# Outline -- Sequence of Events:

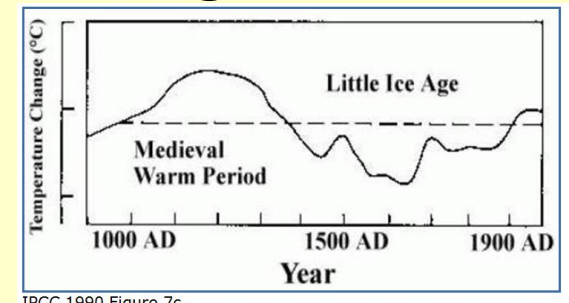
**1968: Paul Ehrlich The Population Bomb;  
Club of Rome founded; Maurice Strong, member**

**1971 Maurice Strong commissions UN Report:  
*Only One Earth: The Care and Maintenance of a Small Planet***

**1972 M. Strong Sec. Gen. for UN Stockholm Meeting => UNEP**

**1988 James Hansen to Senate: “Global Warming is here!”**

**1990 IPCC First Assessment Report**



IPCC 1990 Figure 7c.

**1991 Club of Rome adopts Global Warming as its cause**

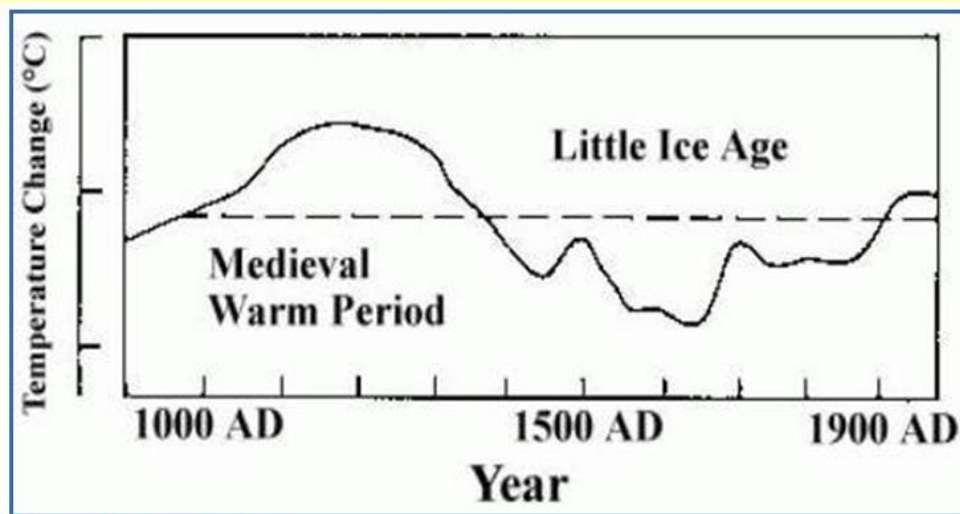
**1992 Rio “Earth Summit” -- Agenda 21, UNFCCC**

**1995 Madrid scientists' meeting of IPCC: “No attribution of climate change to changes in greenhouse gas concentrations.”**

**1996 Second Assessment report** Changes to Madrid report made by Ben Santer singlehandedly, literally in the dark without coordination with Madrid Panel of Scientists “...these results point towards a distinct human influence on global climate.”

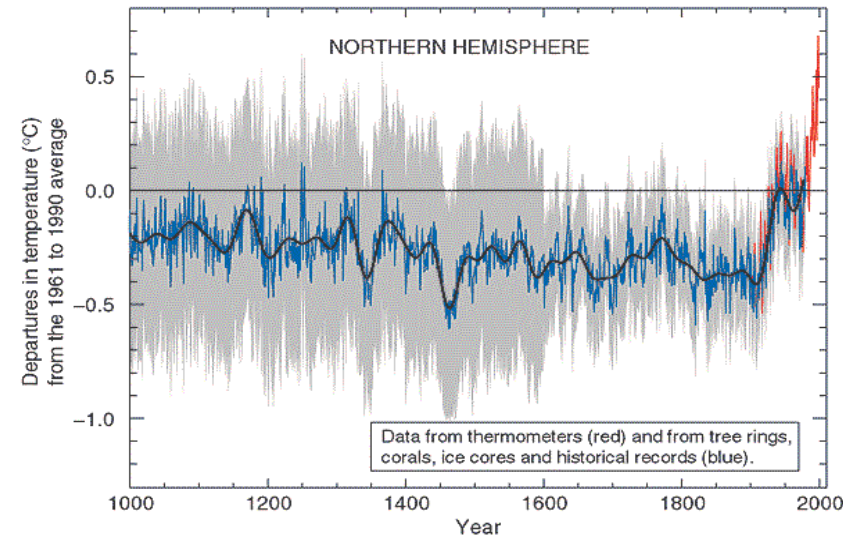
**2001 Third Assessment Report** “new... stronger evidence... warming observed over the last 50 years attributable to human activities.”

**First Assessment Report 1990**



IPCC 1990 Figure 7c.

**Third Assessment Report 2001**



# **A Major Deception on Global Warming**

Op-Ed by Frederick Seitz

*Wall Street Journal*, June 12, 1996

**The following passages are examples of those included in the approved report but deleted from the supposedly peer-reviewed published version:**

**"None of the studies cited above has shown clear evidence that we can attribute the observed [climate] changes to the specific cause of increases in greenhouse gases."**

**"No study to date has positively attributed all or part [of the climate change observed to date] to anthropogenic [man-made] causes."**

**"Any claims of positive detection of significant climate change are likely to remain controversial until uncertainties in the total natural variability of the climate system are reduced."**

**"...I have never witnessed a more disturbing corruption of the peer-review process than the events that led to this IPCC report."**

# A Sequence of Events



CLEVELAND — Partly cloudy today. Cloudy with a few showers this evening. High yesterday 70, low 46. See Page 15-C.

# CLEVELAND PLAIN DEALER

ACCURATE financial, industrial and market news comes to you daily in the Plain Dealer.

111TH YEAR—NO. 307

Published by Samuel Clark Warner, Inc.  
10000, 10000 10000 10000 10000

CLEVELAND, SUNDAY MORNING, NOVEMBER 2, 1952

208 PAGES—SECTION A Main 1-4300

TWENTY CENTS

## OIL SLICK FIRE RUINS FLATS SHIPYARD

2 November 1952, Cleveland, Ohio

### PRISON GETS FIRST QUIET AFTER RIOTS

Night of Destruction Cost State Close to Millions; Walls Still Hot

BY TODD SIMON AND NATE SILVERMAN  
Staff Correspondents

COLUMBUS, O., Nov. 1.—Feeding some 200 explosive roughnecks at gunpoint this afternoon was the first test of the Ohio Penitentiary's uneasy return to order. Surly but quiet, the inmates of Cell Blocks A and B got their first taste of food in 24 hours after they walked quietly under guard to the dinner tables from their wrecked, debris-strewn cells.

Investigation of the Friday riot and fire was being delayed today pending completion of a cleanup program in damaged cell blocks and a series of general checks.

### Today's Plain Dealer

Aut 30-0  
Automobile 3-0  
Behind the Foreign News 3-0  
Book Page 40-0  
Broadband 11-0  
Cinema Talk 30-0  
Classified Ad Index 17-0  
Community Relations 30-0  
Death Notices 17-0  
Dr. Albrecht 3-0  
Editorials 40-0  
Finance and Markets 10-0  
Forum and Fellowship 30-0  
Gardens 7-0  
Crime 11-0  
Home Decorating 20-0  
Inside the News 3-0  
Marine 10-0  
March 41-0  
McDermott 41-0  
Movies 41-0  
News 41-0  
News of the Nation 3-0  
Obituaries 30-0  
Outdoors 11-0  
Radio and Television 40-0  
Real Estate and Building 10-0  
Religion in Review 10-0  
Sports Travel 10-0  
Sports 10-0  
Travel 10-0  
Weather 10-0  
Women's and Amusement Section 10-0  
Cinema, Musical, Magazine, Circus, American Weekly and This Week.

### 1948 CASTS A VEIL OVER 'IKE TO WIN'

G. O. P. Victory is Outlook, but Memories Discourage Flat Predictions

BY WALKER S. BUEL  
Chief of Plain Dealer Washington Bureau

It looks like Eisenhower—but pollsters and prognosticators are refraining from making any flat prediction, one way or the other, at the close of this unprecedented, confusing and vitriolic presidential campaign.

If it were not for the fact that polls and prophecies went wrong in 1948 in predicting the election of Gen. Thomas E. Dewey of New York, it is probable that the nation now would be ringing with forecasts that Gen. Dwight D. Eisenhower would be elected president of the United States Tuesday by a landslide.

Virtually all the polls in the



### FLAMES HIT DRY DOCKS, THREE TUGS

Buildings Also Damaged in \$1,500,000 Blaze; Bridge Put Out of Order

Fire that started on the oil-laden surface of the Cuyahoga River swept through the shipyard of the Great Lakes Towing Co. at 201 Jefferson Avenue S. W. yesterday afternoon, disabled the Jefferson Avenue Bridge and caused damage estimated variously at \$500,000 to \$1,500,000.

The first alarm sounded at 2:30 p. m. At 2:32 the fire, dangerous close to Standard Oil Co. of Ohio Refinery No. 1, was made a fire alarm fire. Two battalions entered the cells. Fire Chief Elmer Cain and Second Assistant Chief Ferdinand Buchner directed the firemen.

In the course of the blaze the electrical control tower of the Jefferson Avenue Bridge was damaged, and the wood flooring of the steel, double-jerkhoist bridge was charred. The bridge was down to permit firemen to take it as stage boats which to direct the streams on the fire below, and river traffic came to a halt.

Figure Vary

Wide discrepancy in the damage figures was due to the difficulty of ascertaining damage done through the fire at the company docks. A company representative at the fire placed their value at \$150,000 each, but Chief Cain's official estimate of the damage was \$500,000.

The company's punch and power shop, a two-story structure 40 feet wide and about 200 feet long, was a total loss; its dock was severely damaged. The burning dry dock was damaged. The dock, which was damaged, was severely damaged. The dock, which was damaged, was severely damaged.

## Plain Dealer Story

Get Double Mail

The pleasure, location of cell blocks A and B. First quietly under the eyes of Columbus police and warden in their first return to order.

BY EYAN CARTER

BECK, Sunday, Nov. 3.—South Korea troops fought with in 25 yards of the crest of the

Republicans, candidate, chief.

In the East, Midwest and Far West, with the exception of California, there are signs which indicate, would be accepted as indica-

Consensus Gives Ohio to Ike. Lausche and Bricker

ENGULFED IN FLAMES AND SMOKE in the big Arizona, one of three damaged severely yesterday afternoon as fire swept through the shipyard of the Great Lakes Towing Co. on the Cuyahoga River at Jefferson Avenue S. W. Cooling damage estimated "in excess of \$1,500,000," the fire started when oil on the surface of the river was ignited from an unexplained cause.

61,927 at Stadium See. Irish Whip Navy 17-6

FINAL COUNTY POLL BOOSTS IKE'S EDGE

Dislike and Lausche Squared. Favored: Margins Cut



Published by the Sierra Club in 1968

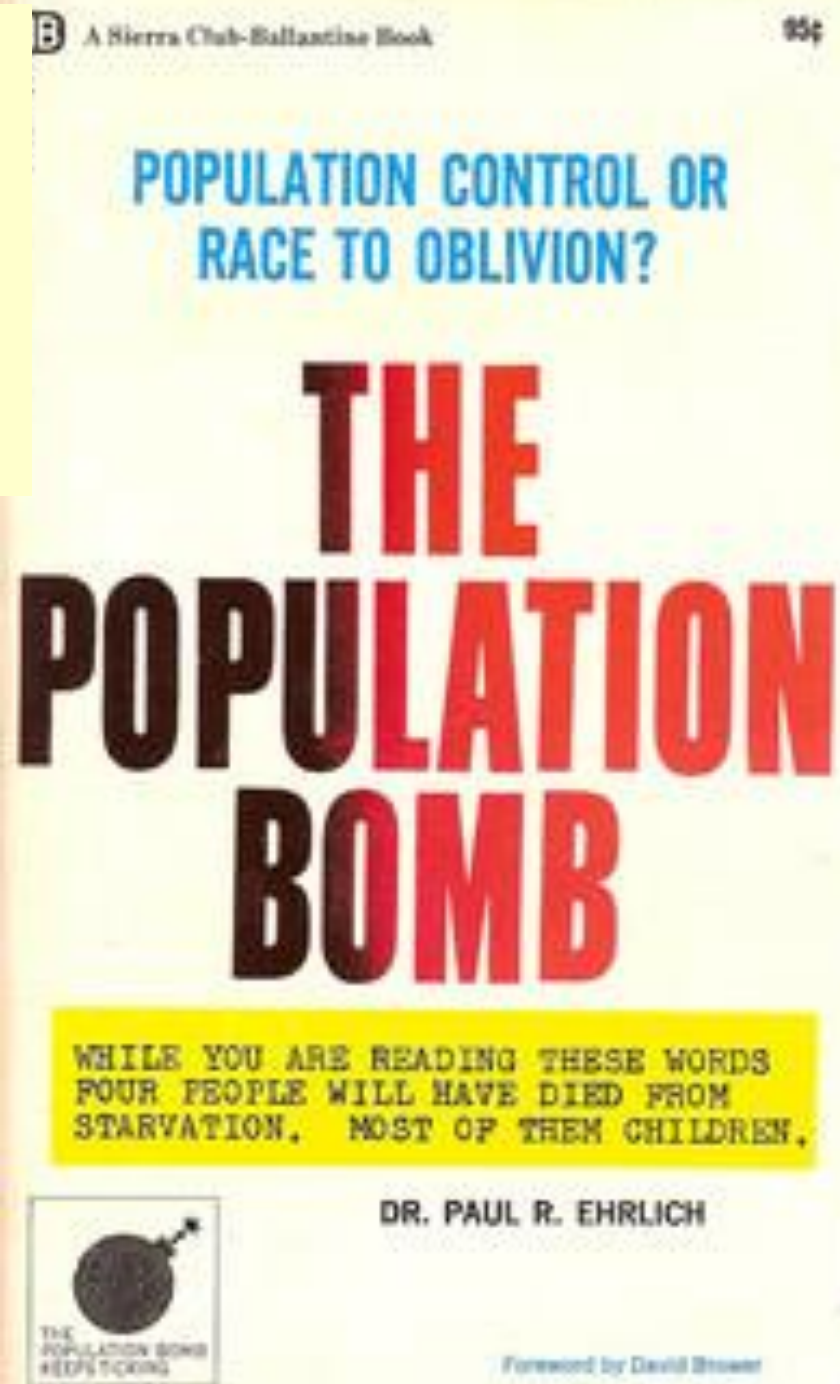
# The Population Bomb

Dr Paul R Ehrlich (Anne Ehrlich contributed)

“The battle to feed all of humanity is over.

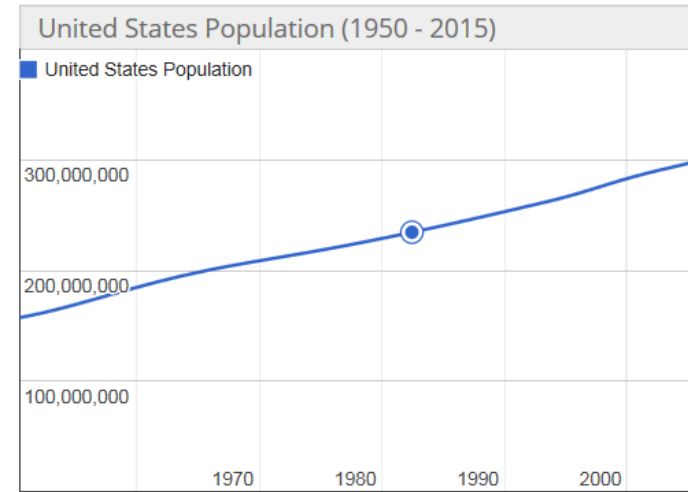
In the 1970s hundreds of millions of people will starve to death in spite of any crash programs embarked upon now.

At this late date nothing can prevent a substantial increase in the world death rate...[\[5\]](#)”



# Famous Quotes by Paul R. Ehrlich

Paul Ehrlich, speech during [Earth Day](#), 1970. “In ten years all important animal life in the sea will be extinct. Large areas of coastline will have to be evacuated because of the stench of dead fish.”



In 1968, Paul R. Ehrlich: The battle to feed humanity had been lost and that there would be a major food shortage in the US. “In the 1970s ... hundreds of millions are going to starve to death,”

He forecast that 65 million Americans would die of starvation between 1980-1989, and that by 1999, the US population would decline to 22.6 million.

Ehrlich: “I have yet to meet anyone familiar with the situation who thinks India will be self-sufficient in food by 1971, if ever.”

Data: Yet in only a few years India was exporting food and significantly changed its food production capacity.

<http://wattsupwiththat.com/2013/01/19/great-moments-in-failed-predictions/>

## **Apollo 8: late December, 1968.**

First humans to see Earthrise-- Environmental Awareness



# **Sad State of the Environment--Cuyahoga River Fire of 1969**



Background Information on

The Club of Rome,  
Paul Ehrlich,  
John Holdren  
Maurice Strong





**The Club of Rome**

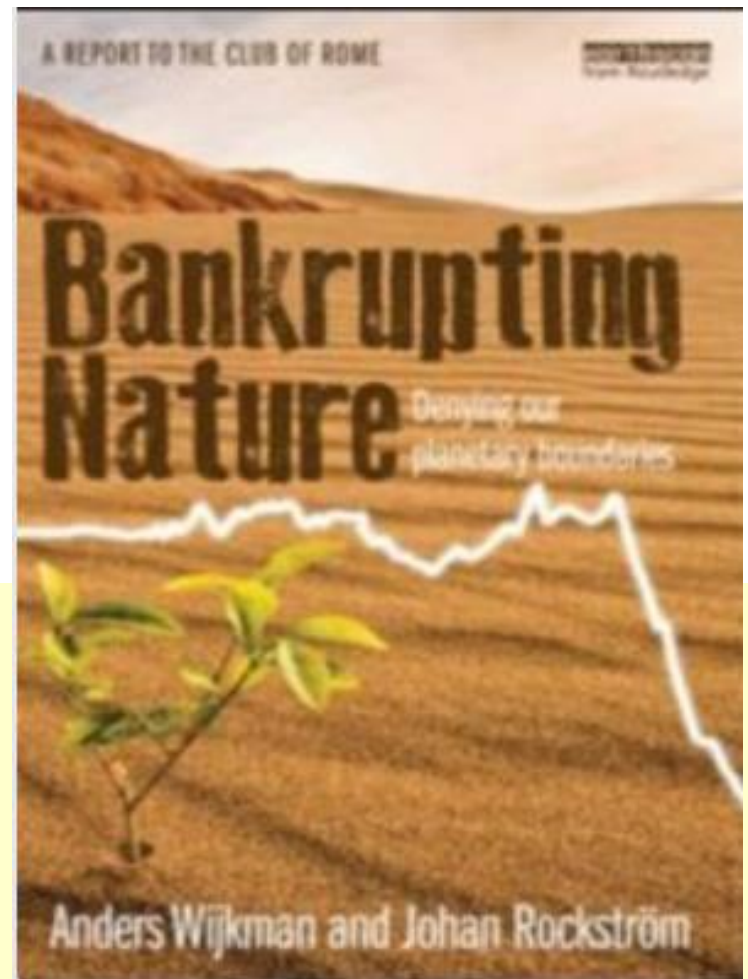
**<http://www.clubofrome.org/>**

**Founded in 1968**

**~100 members**

**Elitists – anti-Free Marketeers – Leftists -- Socialists...**

**"provide...meaningful jobs...sufficient income for all people"**



[Home](#)[Who we are ▾](#)[NEWS Room](#)[Issues ▾](#)[Activities](#)

→ [Change the Story, Change the Future – A Living Economy for a Living Earth](#)

# Change the Story, Change the Future

## A Living Economy for a Living Earth

→ The new Report to the Club of Rome by David Korten  
[Click here for more information](#)



Instant  
Information

Programme

National  
Associations

→ [Club of Rome in the News](#)

December 2014: The Club of Rome in International News and Blogs

November 2014

→ [Club of Rome](#)



### Change the Story, Change the Future – A Living Economy for a Living Earth

The webcast of the launch presentation of the new Report to the Club of Rome at All Saints Church, Pasadena, California by Club Member David C.

Korten is now available online! [...] [read more](#)



## Some posts from the Club of Rome Blog

<http://www.clubofrome.org/?p=5798>

→ Club of Rome News | Print This Page

Hurrah for the free market! (Move aside now, please.)



The free market has served the world well. But its best time is over.

*written by Graeme Maxton\**

Free marketeers, please take a bow. It is time for those with other ideas to take centre stage.

Let's hear it for the free marketeers!





<http://www.clubofrome.org/?p=5398>

Home

Who we are ▾

NEWS Room

Issues ▾

Activities ▾

Just after October, 2012's storm Sandy



Instant  
Information

Programme

National  
Associations

→ Issues

The count-up to 2052: An  
overreaching framework for  
action

The New Working Program  
of the Club of Rome

The "Limits to Growth"

→ Club of Rome News | Print This Page

## Look behind you!



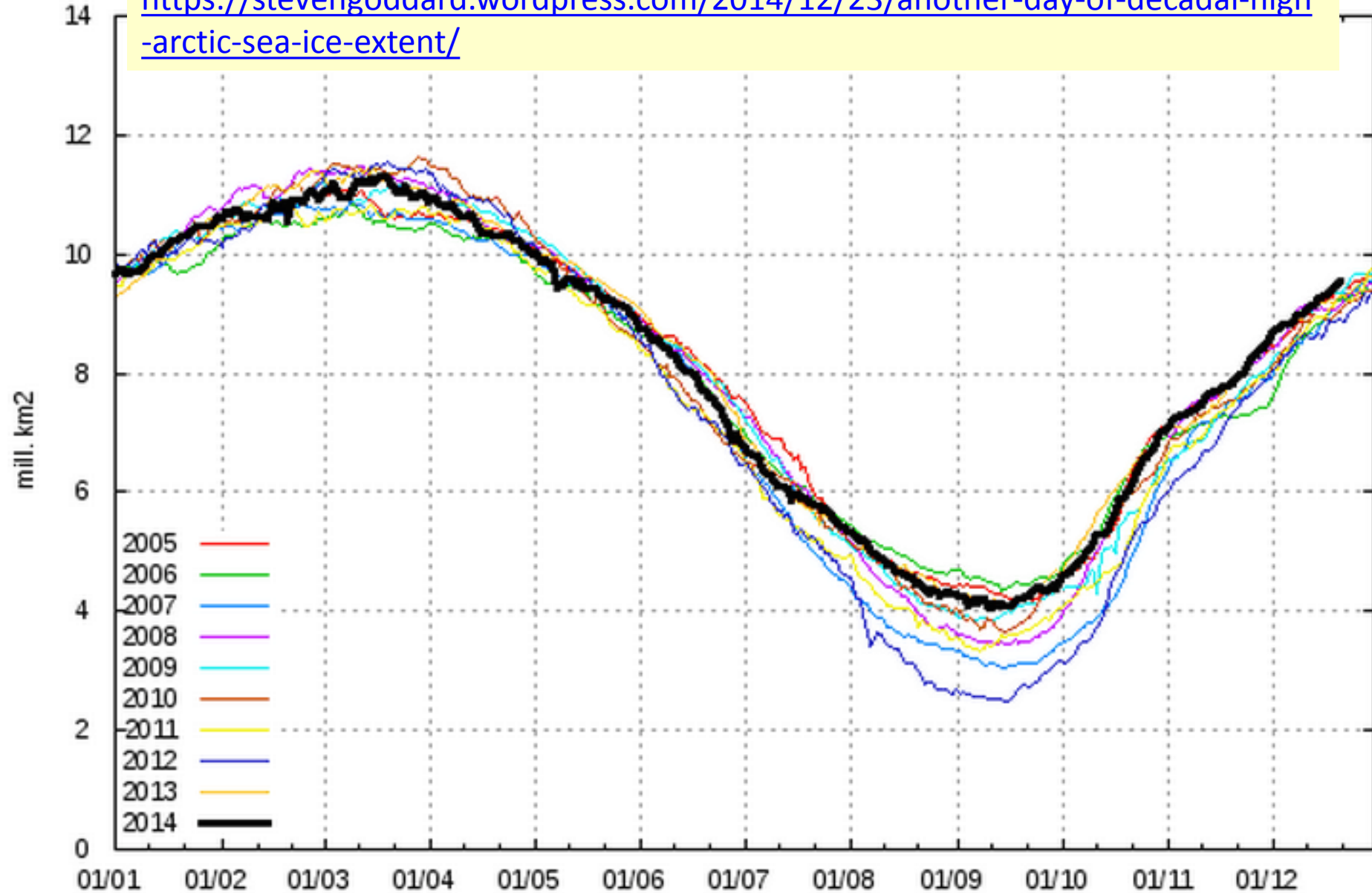
*It's climate change we need to  
worry about, not economic growth  
and al-Qaeda*

It couldn't have come at a better  
time.

At the current rate of melting however, <the Arctic> will now be ice free in the summer of 2015.

**<After 9/11/2001>, tens of thousands have been killed by climate change.**

The second senseless war has been the War on Terror ...During all this time, there have been just 251 terrorism-related deaths in the developed world and none in the US.



Tue Dec 23 08:00:10 UTC 2014

*Sea ice extent in recent years (in million km<sup>2</sup>) for the northern hemisphere, as a function of date.*



**No one in modern Britain seems upset that old people are freezing to death as hidden taxes make fuel more expensive**

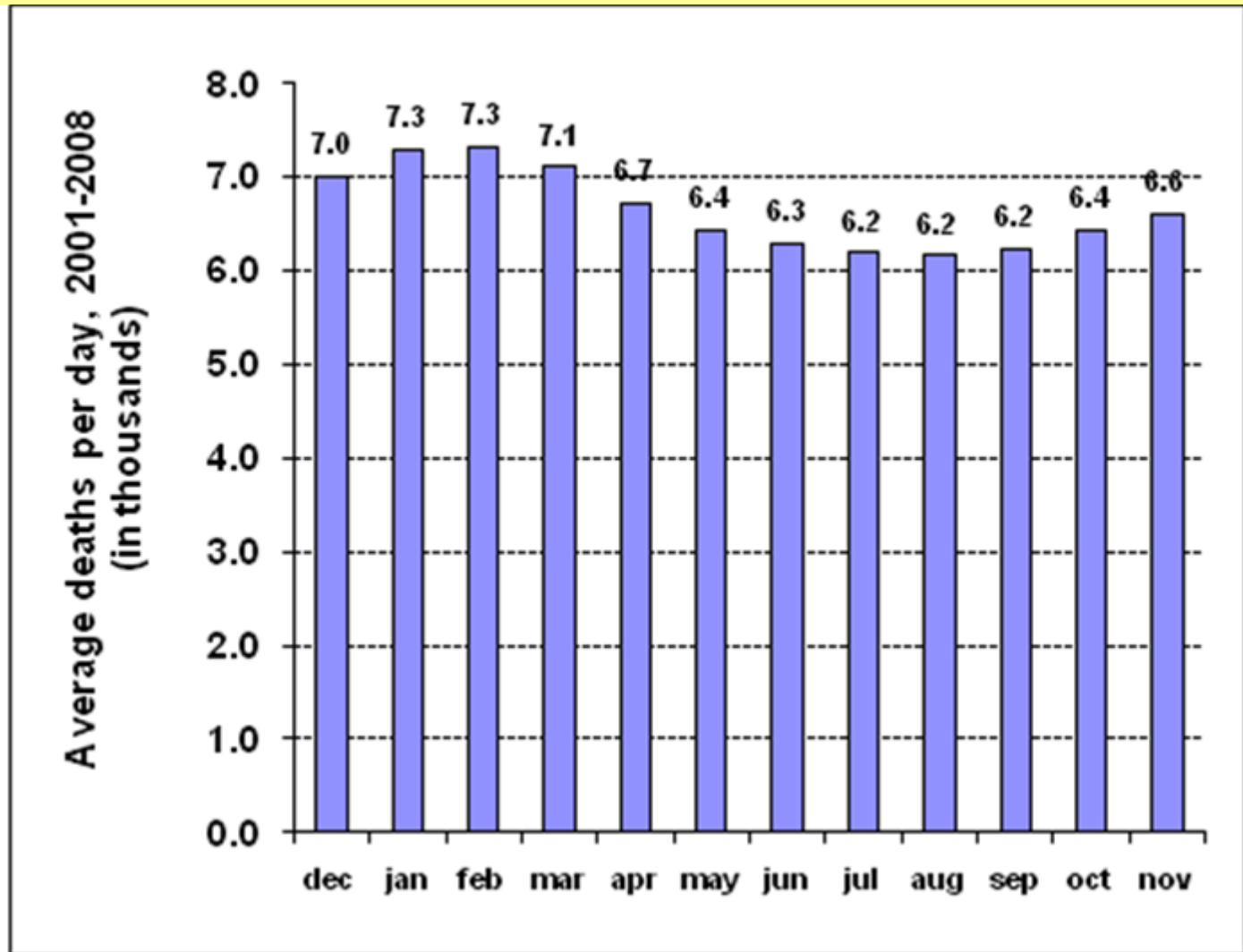
**The 2003 Heat Wave was blamed for 2000 deaths.**

Sir David King, the Government's Chief Scientific Officer, later said that **Climate Change was "more dangerous than terrorism."**  
in terms of lives that could be lost

**Such language is never used about the cold,  
which kills at least 10 times as many people every winter.**

**Since Sir David's exhortations,  
250,000 Brits have died from the cold, and 10,000 from the heat.**

**The data show that it is Cold Temperatures which cause the highest human death rates; Warmer Temperatures have lower death rates.**



**US National Center for Health Statistics, DataWarehouse**

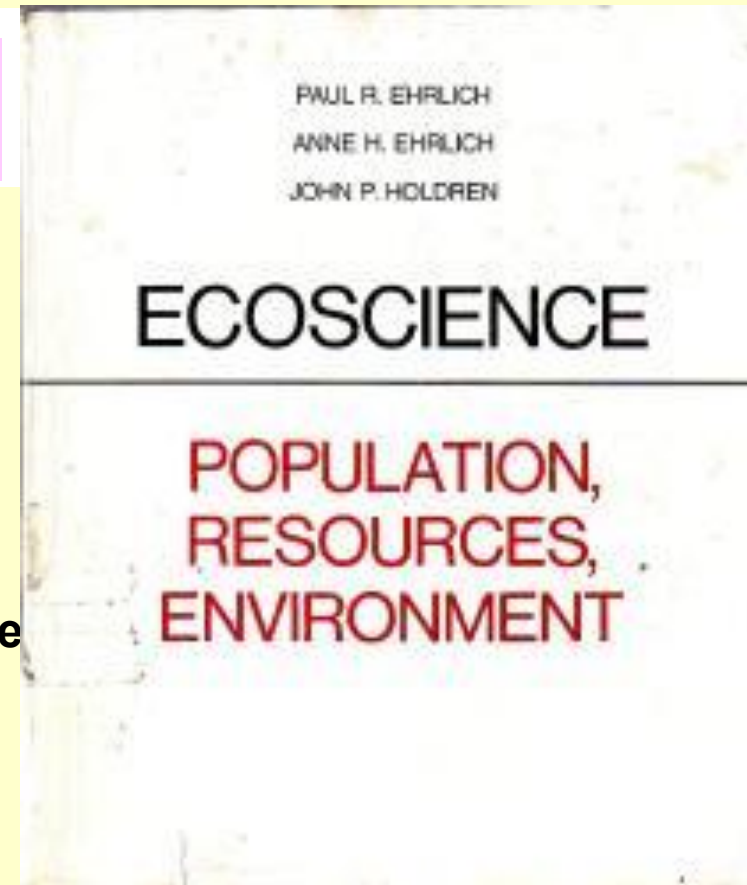
**[http://www.cdc.gov/nchs/datawh/statab/unpubd/mortabs/gmwkIV\\_10.htm](http://www.cdc.gov/nchs/datawh/statab/unpubd/mortabs/gmwkIV_10.htm)**

# ECOSCIENCE: Paul R. Ehrlich, Anne H. Ehrlich, John P. Holdren

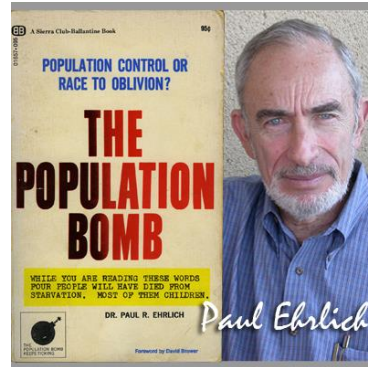
[http://zombietime.com/john\\_holdren/](http://zombietime.com/john_holdren/)

**John P Holdren is now Barack Obama's "Science Czar"  
...from this 1977 book:**

- **Women could be forced to abort pregnancies, whether they wanted to or not**
- **The population at large could be sterilized by infertility drugs intentionally put into the nation's drinking water or in food;**
- **Single mothers and teen mothers should have the babies seized from them against their will and given away to other couples to raise.**
- **People who "contribute to social deterioration" (i.e. undesirables) "can be required by law to exercise reproductive responsibility" -- in other words, compelled to abort or be sterilized.**
- **A transnational "Planetary Regime" should assume control of the global economy and also dictate the most intimate details of Americans' lives –using an armed international police force.**



# Paul Ehrlich, John Holdren, Ben Santer









## **Declaration of the United Nations Conference on the Human Environment:**

**Met in Stockholm 5-16 June 1972**

**Common Principles to inspire and guide the peoples of the world in the preservation and enhancement of the human environment**

**26 Principles which state the need to protect the environment and the peoples of the world from: Pollution, Toxics, Nuclear War or Radioactive Substances.**


**Educate Children to Protect the Environment**

**Warned about the dangers of overpopulation and crowded cities**

**Established the United Nations Environment Program, UNEP**



United Nations Environment Programme  
environment for development



Climate  
Change



Disasters  
& Conflicts



Ecosystem  
Management



Environmental  
Governance

Google™ Custom Search

## **Rio Earth Summit June 1992:**

**Conference Secretary-General: Maurice Strong**

**Conference Theme: Environmental and Sustainable Development**

**Agreements:**

**Agenda 21, the Rio Declaration on Environment and Development**

**United Nations Framework Convention on Climate Change**

**United Nations Convention on Biological Diversity**

# Rio Earth Summit of June 1992

## Agreements:

### **Agenda 21, the Rio Declaration on Environment and Development**

A brilliant document, allows and encourages local groups to “manage” growth and subvert the owners of private property for “**smart growth.**”

**Subverts the 5<sup>th</sup> Amendment of the US Constitution**

### **United Nations Framework Convention on Climate Change**

Mechanism which created the Intergovernmental Panel on Climate Change, the IPCC. More in following slides.

### **United Nations Convention on Biological Diversity**

Seems aligned with Agenda 21 to subvert private property rights in the name of smart growth, as in this statement:

"Mountain ecosystems... are particularly fragile and vulnerable to the adverse effects of climate change and need specific protection."

United Nations



## **General Assembly**

### **Agenda 21**

---

#### **REPORT OF THE UNITED NATIONS CONFERENCE ON ENVIRONMENT AND DEVELOPMENT\***

##### **Principle 15**

**In order to protect the environment, the precautionary approach shall be widely applied by States according to their capabilities.**

**Where there are threats of serious or irreversible damage, lack of full scientific certainty shall not be used as a reason for postponing cost-effective measures to prevent environmental degradation.**

## **Principle 15:**

**“In order to protect the environment, the precautionary approach shall be widely applied by States according to their capabilities.**

**Where there are threats of serious or irreversible damage, lack of full scientific certainty shall not be used as a reason for postponing cost-effective measures to prevent environmental degradation.”**

**Sounds good at first, but this is a terrible principle**

**Immediately abandon serious scientific inquiry to prevent perceived degradation?**

**Who's judgment determines “serious threats?”**

**Who says that a little warming is a threat of serious damage?**

**Warming and addition of CO<sub>2</sub> are beneficial to the environment and to the plants upon which all animal life depends for sustenance.**

**More CO<sub>2</sub> in the air makes almost all plant life more productive in leaves, stems stalks, roots, fruits and seeds. CO<sub>2</sub> is plant fertilizer, a grade school lesson.**


**Frost and Ice are fatal to many/most food crops.**

**Many more people die from freezing in the cold than die from the heat.**



[http://unfccc.int/essential\\_background/items/6031.php](http://unfccc.int/essential_background/items/6031.php)

## Background on the UNFCCC: The international response to climate change



In 1992, countries joined an international treaty, the United Nations Framework Convention on Climate Change, to cooperatively consider what they could do to limit average global temperature increases and the resulting climate change, and to cope with whatever impacts were, by then, inevitable.

**Try to remember the concept of “limiting climate change” when we see the Ice Core data**



Home CDM JI CC:iNet TT:Clear Your location: Home > Overview

## NEGOTIATIONS

Meetings

Documents & Decisions

Bodies

## FOCUS

INDC Portal

Overview

Adaptation

Climate Finance

Mitigation

Technology

## PROCESS

Essential Background

Kyoto Protocol

Cooperation & Support

Science

Adaptation

National Reports

GHG Data

Methods

Land Use and Climate  
Change

Mitigation

Adaptation

Finance,  
Technology,  
Capacity-Building

Economic  
Instruments

Transparency of  
action and support

Periodic  
Review

### OVERSIGHT AND DECISION-MAKING

KYOTO  
PROTOCOL

CANCUN  
ADAPTATION  
FRAMEWORK

FINANCE

ECONOMIC  
INSTRUMENTS  
CURRENTLY  
IN OPERATION

NATIONAL  
REPORTING

2013-2015  
REVIEW

NATIONALLY  
APPROPRIATE  
MITIGATION  
COMMITMENTS  
AND ACTIONS  
OF DEVELOPED  
COUNTRIES

NAIROBI  
WORK  
PROGRAMME

TECHNOLOGY  
DEVELOPMENT  
AND  
TRANSFER

ECONOMIC  
INSTRUMENTS  
UNDER  
DEVELOPMENT

CONSIDERATION  
OF NATIONAL  
REPORTS

BIENNIAL  
ASSESSMENT  
AND  
OVERVIEW OF  
CLIMATE  
FINANCE  
FLOWS

COMPLIANCE  
MECHANISM

NATIONALLY  
APPROPRIATE  
MITIGATION  
ACTIONS OF  
DEVELOPING  
COUNTRIES

LEAST  
DEVELOPED  
COUNTRIES  
WORK  
PROGRAMME

CAPACITY-  
BUILDING

LEAST  
DEVELOPED  
COUNTRIES  
EXPERT  
GROUP

FORUM ON  
RESPONSE  
MEASURES

NATIONAL  
ADAPTATION  
PROGRAMMES  
OF ACTION

REDD-PLUS

## **Maurice Strong: Secretary General of the United Nations Conference on the Human Environment**

Tim Ball:

In 1990, Maurice Strong, Senior Member, Club of Rome:

**“What if a small group of world leaders were to conclude that the principal risk to the Earth comes from the actions of the rich countries?**

And if the world is to survive, those rich countries would have to sign an agreement reducing their impact on the environment.

So, in order to save the planet, the group decides:

**Isn't the only hope for the planet that the industrialized civilizations collapse?**

**Isn't it our responsibility to bring that about?**

<quoted in the 1 September 1997 edition, National Review >



THE FIRST

GLOBAL

REVOLUTION

A REPORT BY THE COUNCIL OF THE CLUB OF ROME



ALEXÄNDER KING   
BERTRAND SCHNEIDER

Copyrighted material

<https://archive.org/stream/TheFirstGlobalRevolution#page/n85/mode/2up>

*The Vacuum* • 75

*The common enemy of humanity is Man*

In searching for a common enemy against whom we can unite, we came up with the idea that pollution, the threat of global warming, water shortages, famine and the like, would fit the bill. In their totality and their interactions these phenomena do constitute a common threat which must be confronted by everyone together. But in designating these dangers as the enemy, we fall into the trap, which we have already warned readers about, namely mistaking symptoms for causes. All these dangers are caused by *human* intervention in natural processes, and it is only through changed attitudes and behaviour that they can be overcome. The real enemy then is humanity itself.



**THE FIRST**

**GLOBAL**

**REVOLUTION**

A REPORT BY THE COUNCIL OF THE CLUB OF ROME



ALEXANDER KING   
BERTRAND SCHNEIDER

Copyrighted material



Published 1991

The Club of Rome's fingerprints are all over "Global Warming" as an agenda cause.

from Page 75, this smoking gun:

**"In searching for a common enemy against whom we can unite, we came up with the idea that pollution, the threat of global warming, water shortages, famine and the like would fit the bill.**

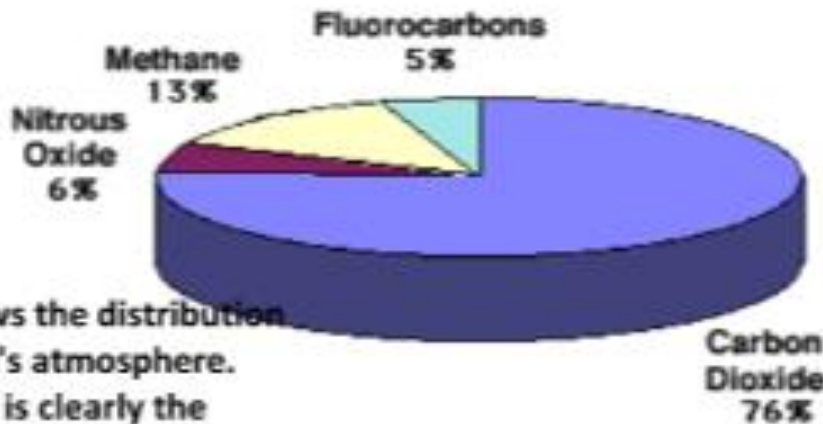
**...these phenomena do constitute a common threat which must be confronted by everyone together...**

**...these dangers are cause by *human* intervention in natural processes...**

**The real enemy then is humanity itself."**



Why are not the Media the least bit curious about climate, climate history, or climate change data?



This graph shows the distribution of GHG in Earth's atmosphere. Carbon Dioxide is clearly the majority.

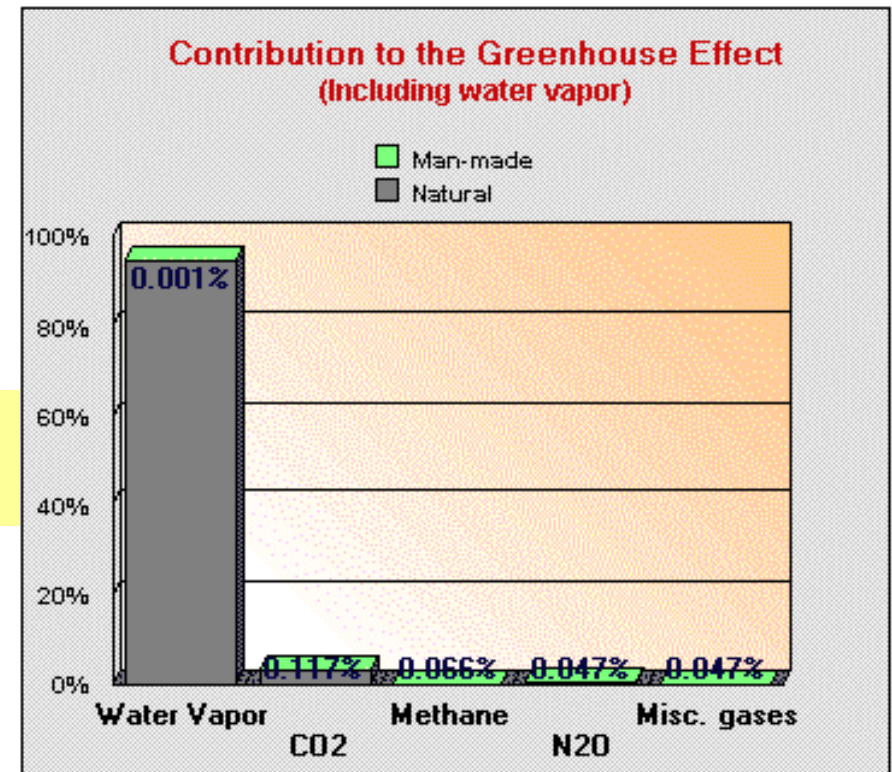
[www.abcnews.com/sections/us/global106.html](http://www.abcnews.com/sections/us/global106.html)



[http://www.nasa.gov/pdf/395952main\\_dominguez.pdf](http://www.nasa.gov/pdf/395952main_dominguez.pdf)

ABC News and NASA, in the graphic above, attempt to show that Carbon Dioxide is the most important Greenhouse Gas, which they abbreviate GHG.

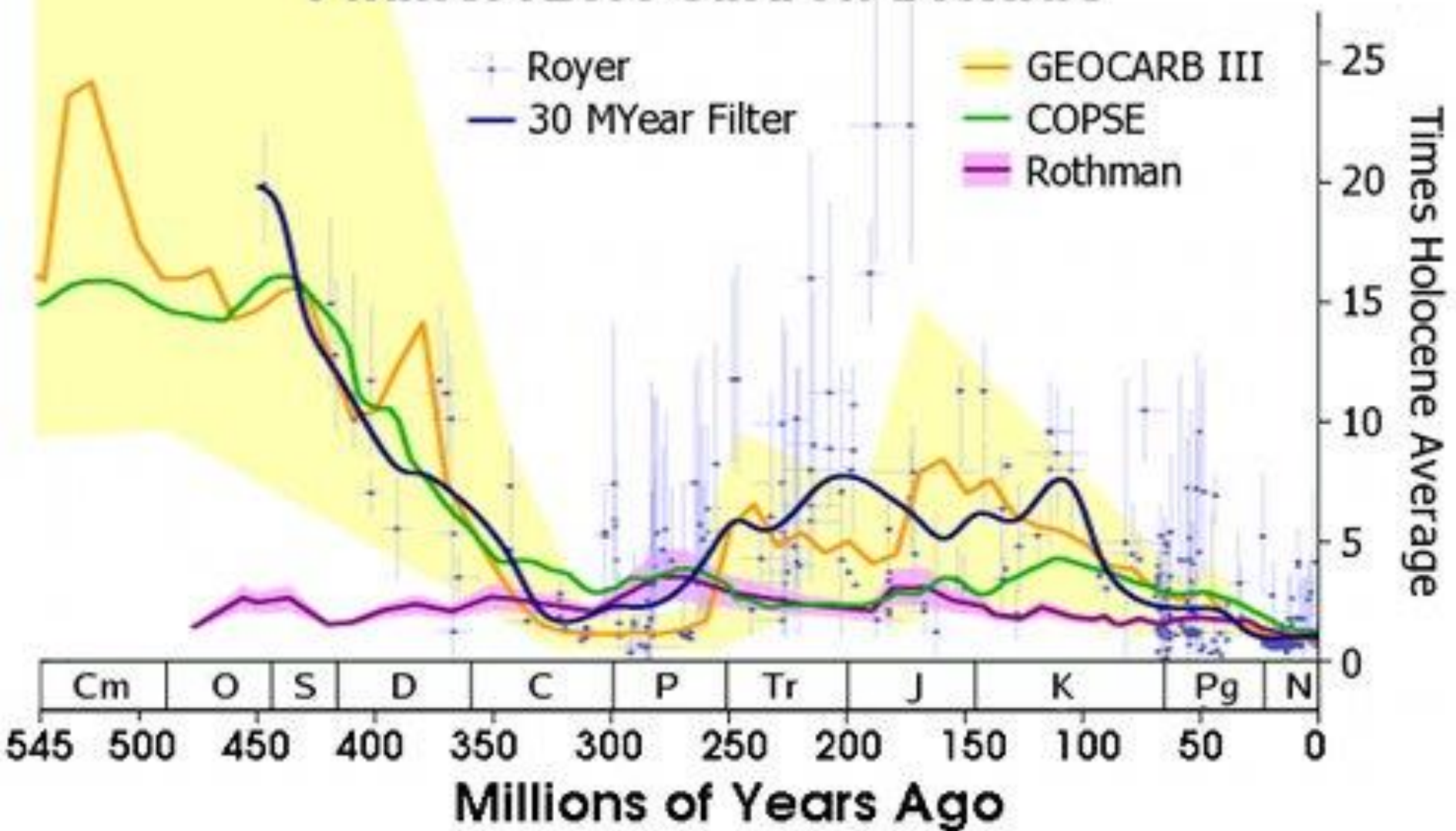
Graph to the right shows Water Vapor is by far the most important Greenhouse Gas



[http://www.geocraft.com/WVFossils/greenhouse\\_data.html](http://www.geocraft.com/WVFossils/greenhouse_data.html)

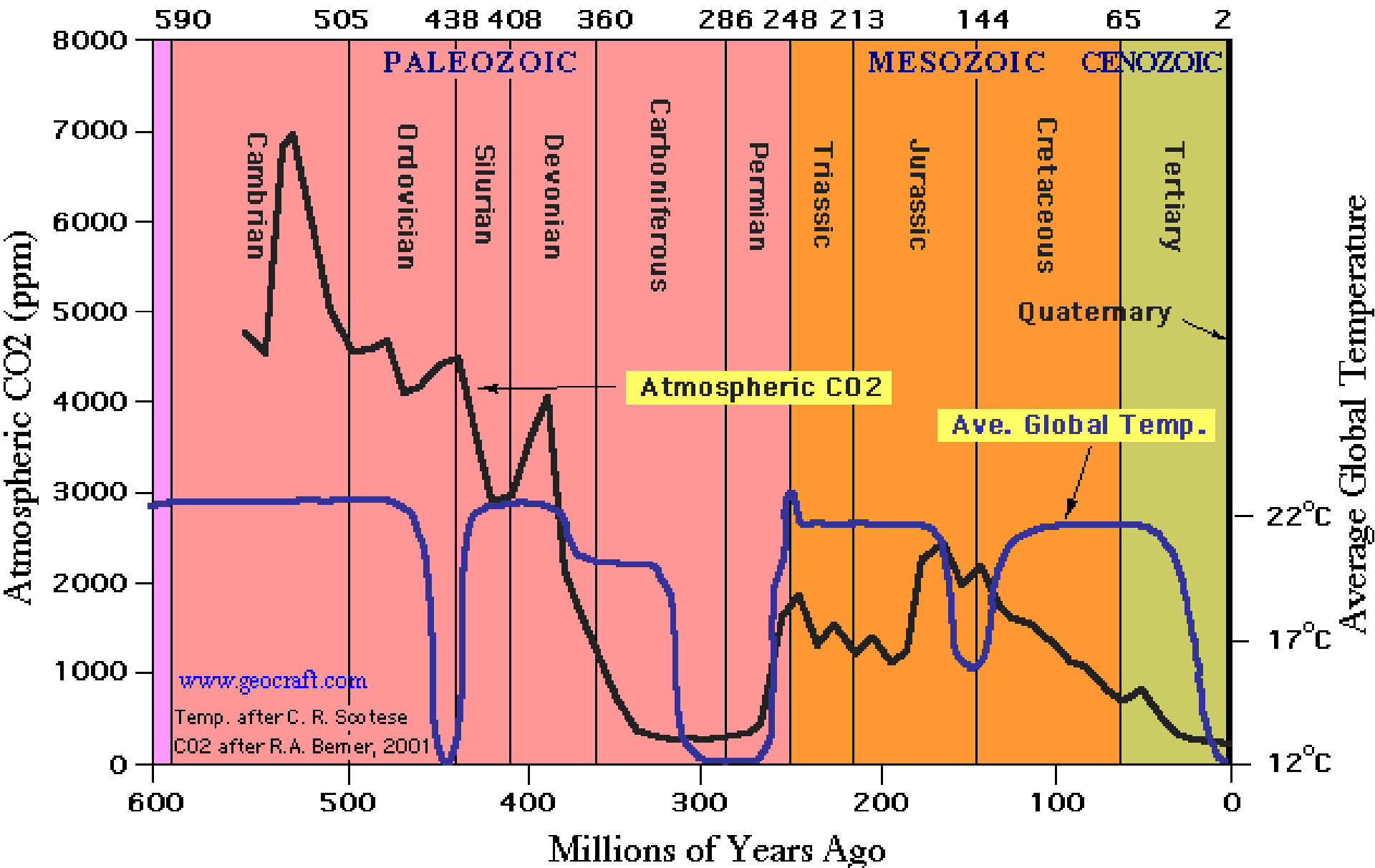
NASA satellites show measured global temperatures  
in the greenhouse.

# Phanerozoic Carbon Dioxide



[http://commons.wikimedia.org/wiki/File:Phanerozoic\\_Carbon\\_Dioxide.png](http://commons.wikimedia.org/wiki/File:Phanerozoic_Carbon_Dioxide.png)

# Temperature and Carbon Dioxide over Geologic Time

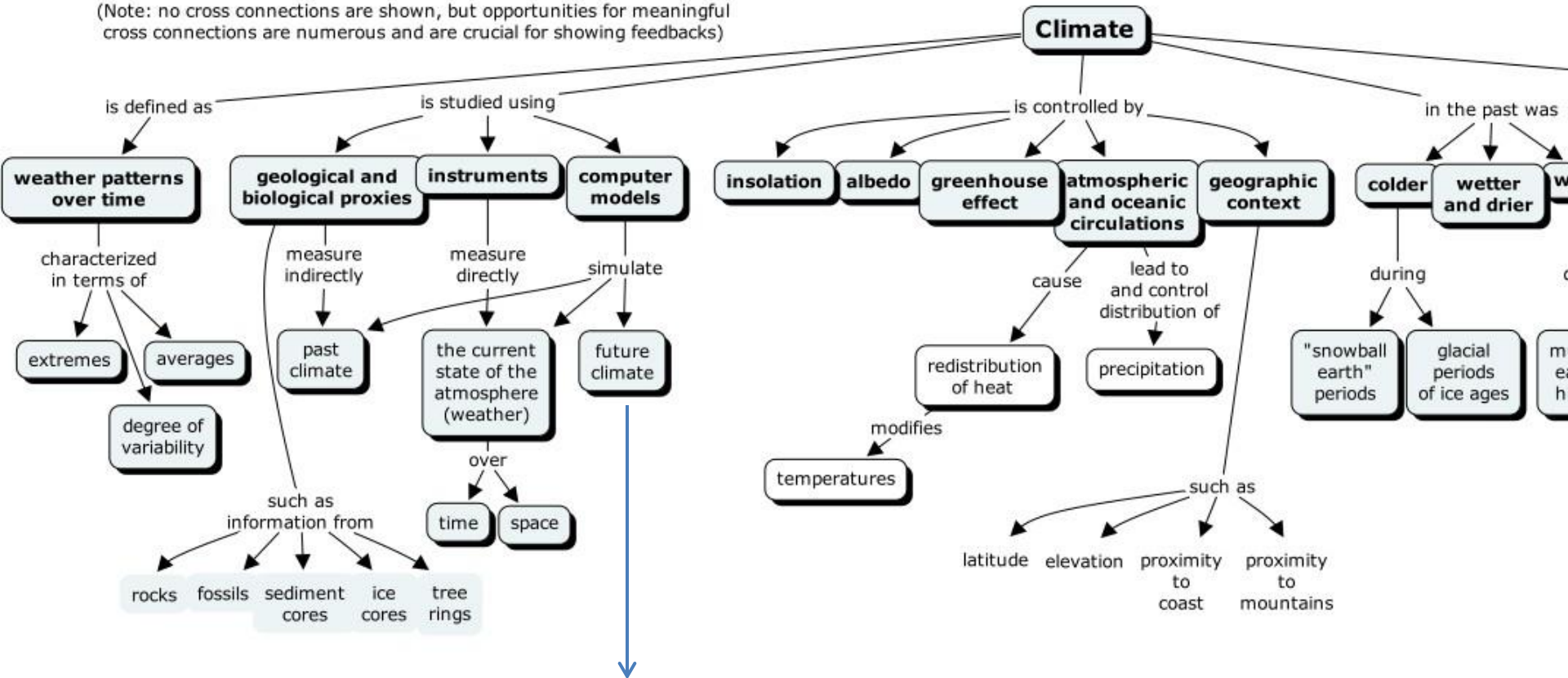




# Complexity of climate and climate change in a college course

## An Overview Concept Map for GEOL/METR 310: Planetary Climate Change

(Note: no cross connections are shown, but opportunities for meaningful cross connections are numerous and are crucial for showing feedbacks)



Mathematically Impossible

# **Mathematically Impossible**

**“In climate research and modeling, we should recognize that we are dealing with a coupled non-linear chaotic system and, therefore, that the long-term prediction of future climate states is not possible.”**

# Mathematically Impossible

**IPCC said the same thing!**

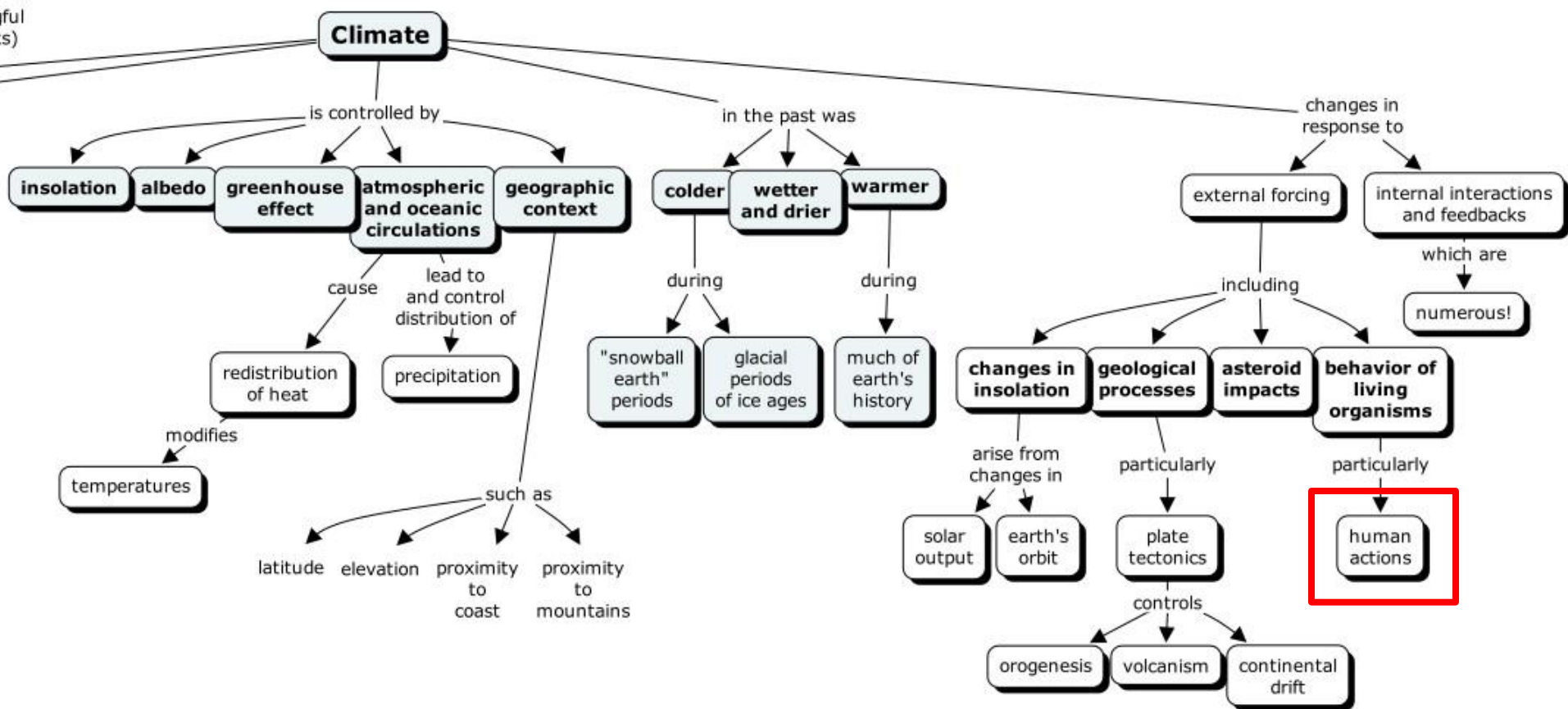
**“In climate research and modeling, we should recognize that we are dealing with a coupled non-linear chaotic system and, therefore, that the long-term prediction of future climate states is not possible.”**

IPCC Working Group I: The Scientific Basis, Third Assessment Report (TAR), Chapter 14 (final paragraph. 14.2.2.2), pg 774.

<http://junkscience.com/2012/08/24/does-the-ipcc-really-believe-anyone-can-predict-the-future/>

# Complexity of climate and climate change in a college course

## Planetary Climate Change



Human Actions include: Land Use Changes (clearing land and farming -- cause cooling)  
Clearing Land human infrastructure changes: albedo, heat content, evapotranspiration, precipitation runoff and soil moisture, aerosols (dust & soot) inadvertent weather modification, and increases in <CO<sub>2</sub>>

**So why does IPCC ONLY consider increasing <CO<sub>2</sub>> ?**

This is so preposterous that the cartoonists have great fun with it



**“The Science is Settled,” former Vice President Al Gore, 21 March 2007**







**GOOD NEWS:  
OBAMA'S GLOBAL WARMING  
DEAL WITH CHINA IS WORKING!**

**MORE THAN 1,300 RECORD LOWS WERE  
BROKEN IN ALL 50 STATES THIS WEEK!**

# Union of Concerned Scientists

[http://www.ucsusa.org/sites/default/files/legacy/assets/documents/global\\_warming/The-Changing-Northeast-Climate.pdf](http://www.ucsusa.org/sites/default/files/legacy/assets/documents/global_warming/The-Changing-Northeast-Climate.pdf)

## The Changing Northeast Climate

OUR CHOICES, OUR LEGACY



Across the Northeast, from Pennsylvania and New Jersey northward to Maine, signs of our rapidly changing climate become clearer each year. Records show that spring is arriving sooner, summers are growing hotter, and winters are becoming warmer and less snowy. These changes are consistent with global warming, an increasingly urgent phenomenon driven by heat-trapping emissions from human activities. New state-of-the-art climate research shows that if global warming emissions continue to grow unabated, the Northeast can expect dramatic temperature increases and other climate changes over the course of this century. If the rate of emissions is lowered, however, projections show the changes will be significantly smaller. Emissions choices we make today—in the Northeast


**“...winters are becoming warmer and less snowy.”**



# Snow sets historic records in Boston



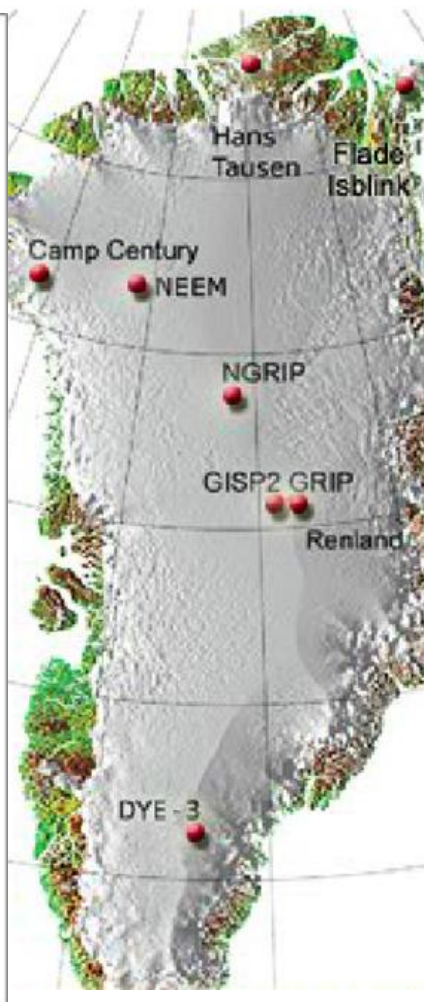
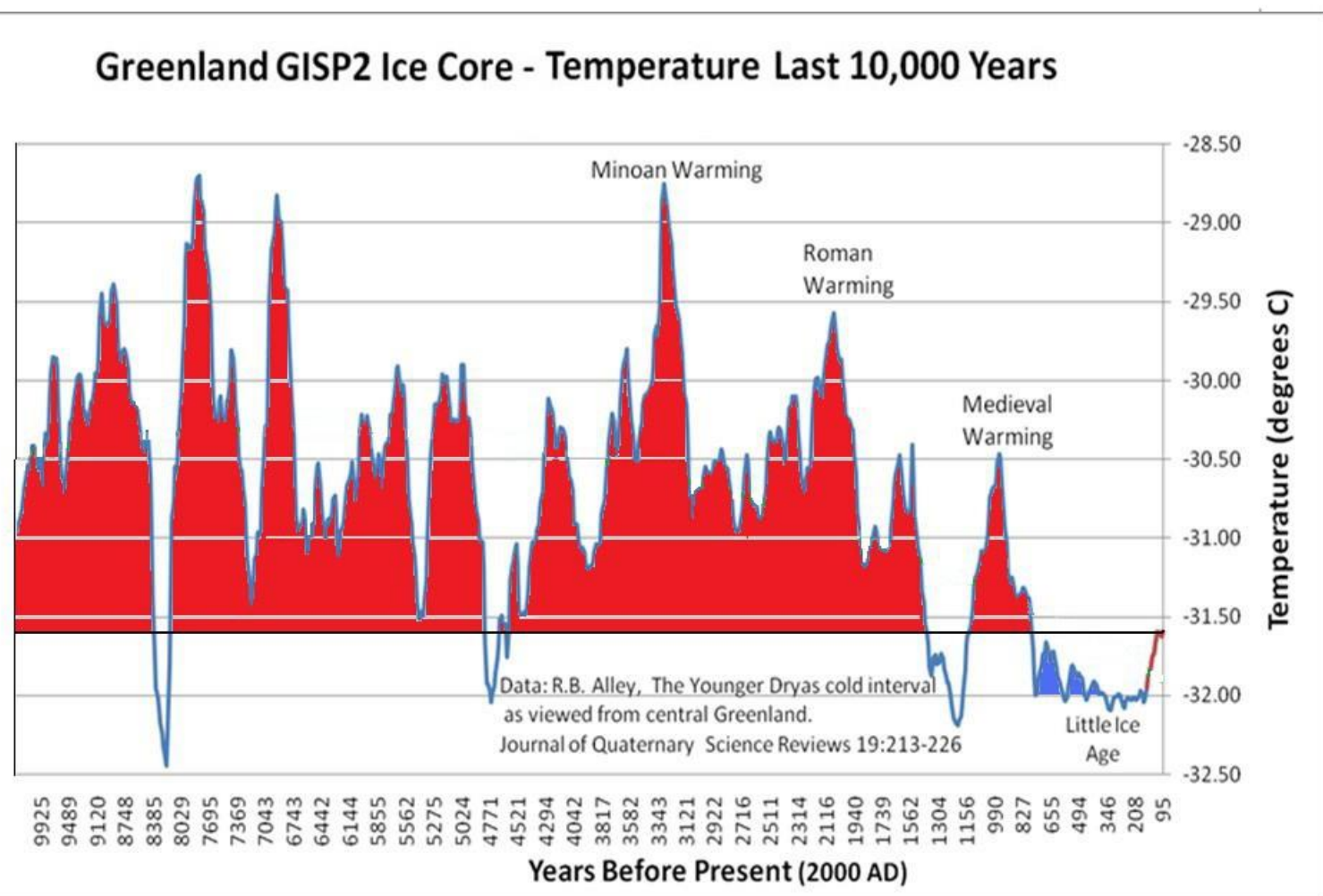




Graphic example of a proxy for temperature using O16/O18 ratio in snow which fell near the highest point on the Greenland Ice Sheet.

Temperature determines the O16/O18 ratio of the snow which became the Ice Core

Annual rings determine the date of the ice; O16/O18 determines temperature

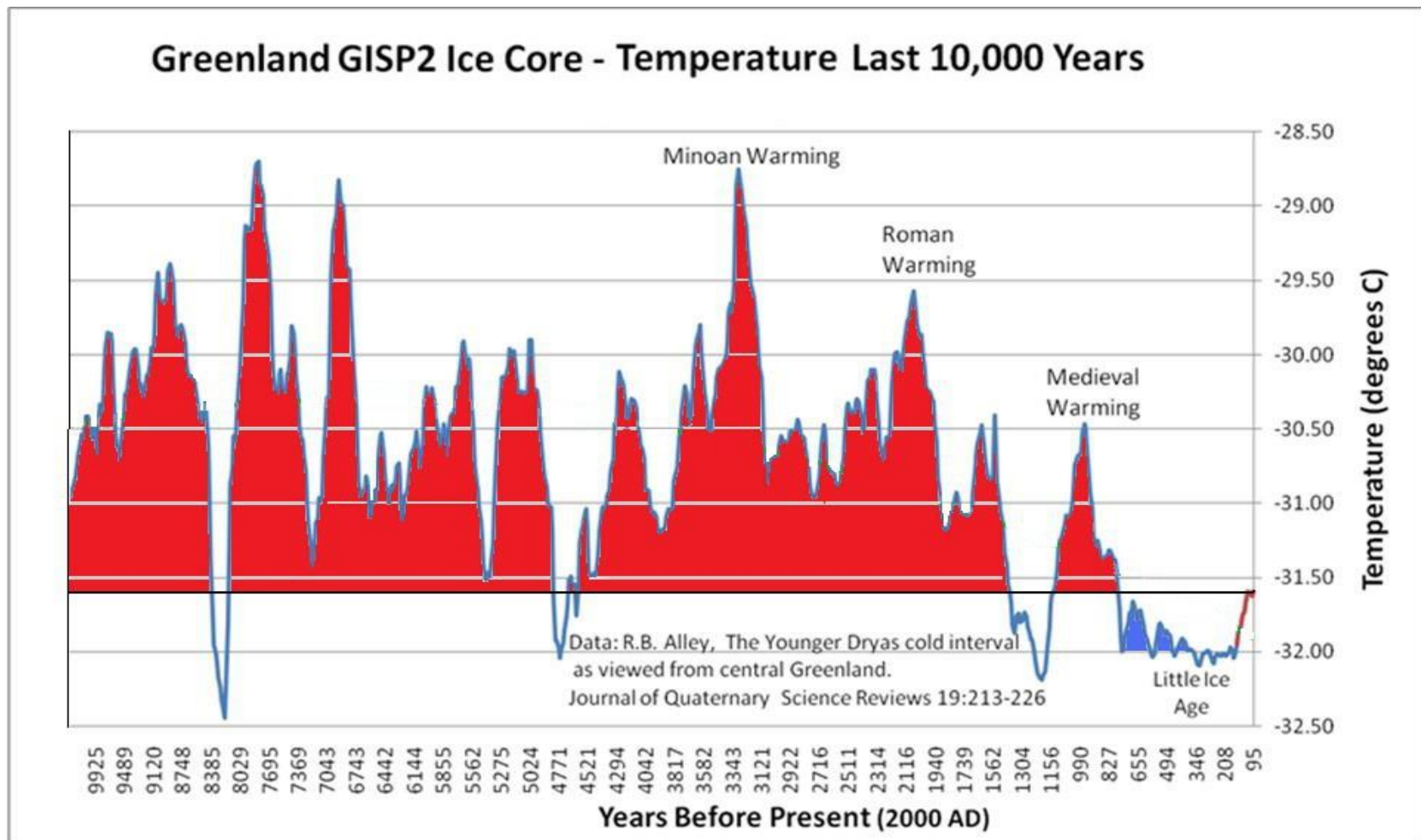




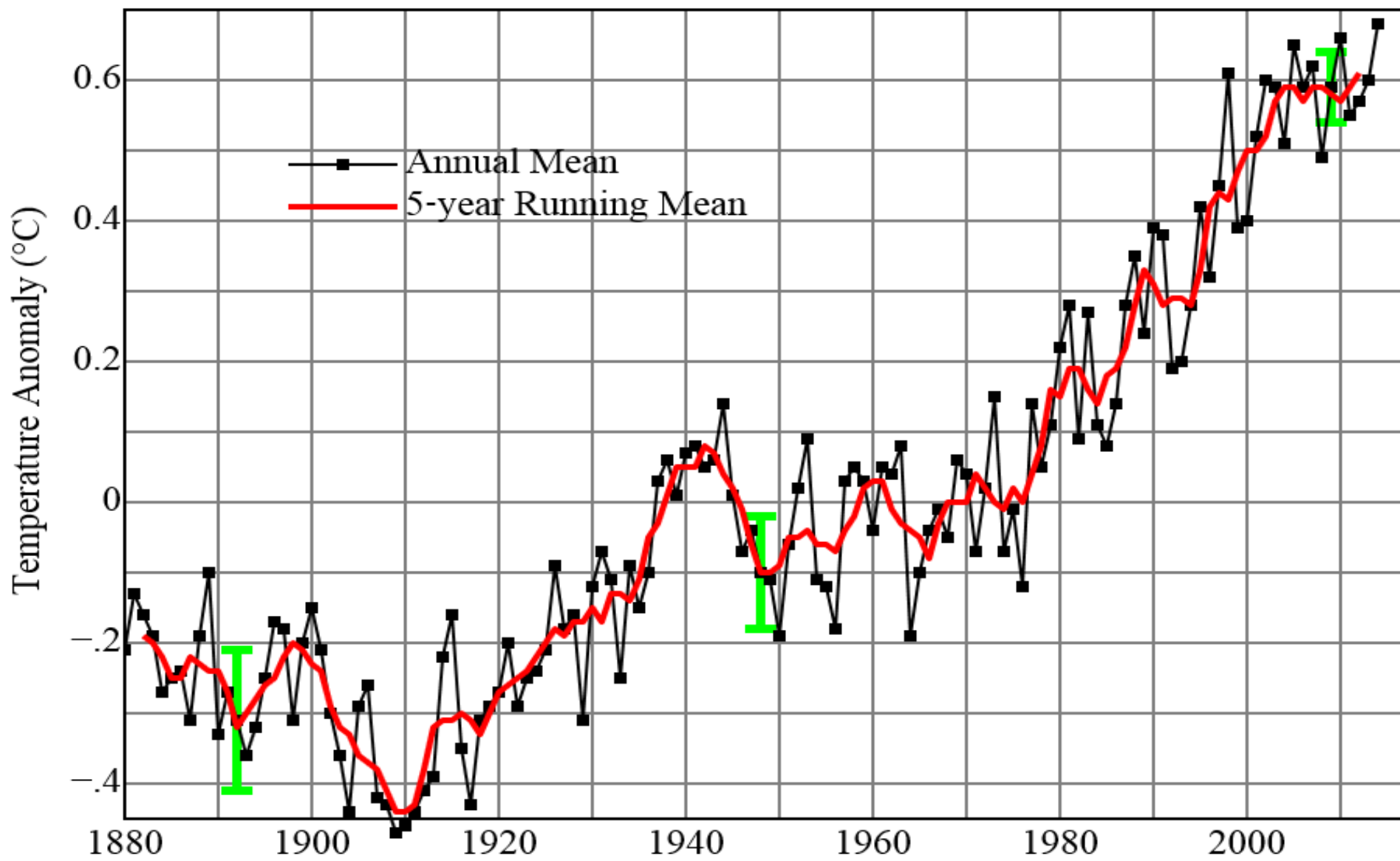
**MSM don't say that most of the past 5000 to 10,000 years was warmer than today.**

**MSM never tell us that warm periods were when civilizations advanced.  
Cold periods-- pestilence, invasions/wars, disease and famine were common**

**How much of the past 10,000 years had temperature "flat lining?"**



## Global Land–Ocean Temperature Index

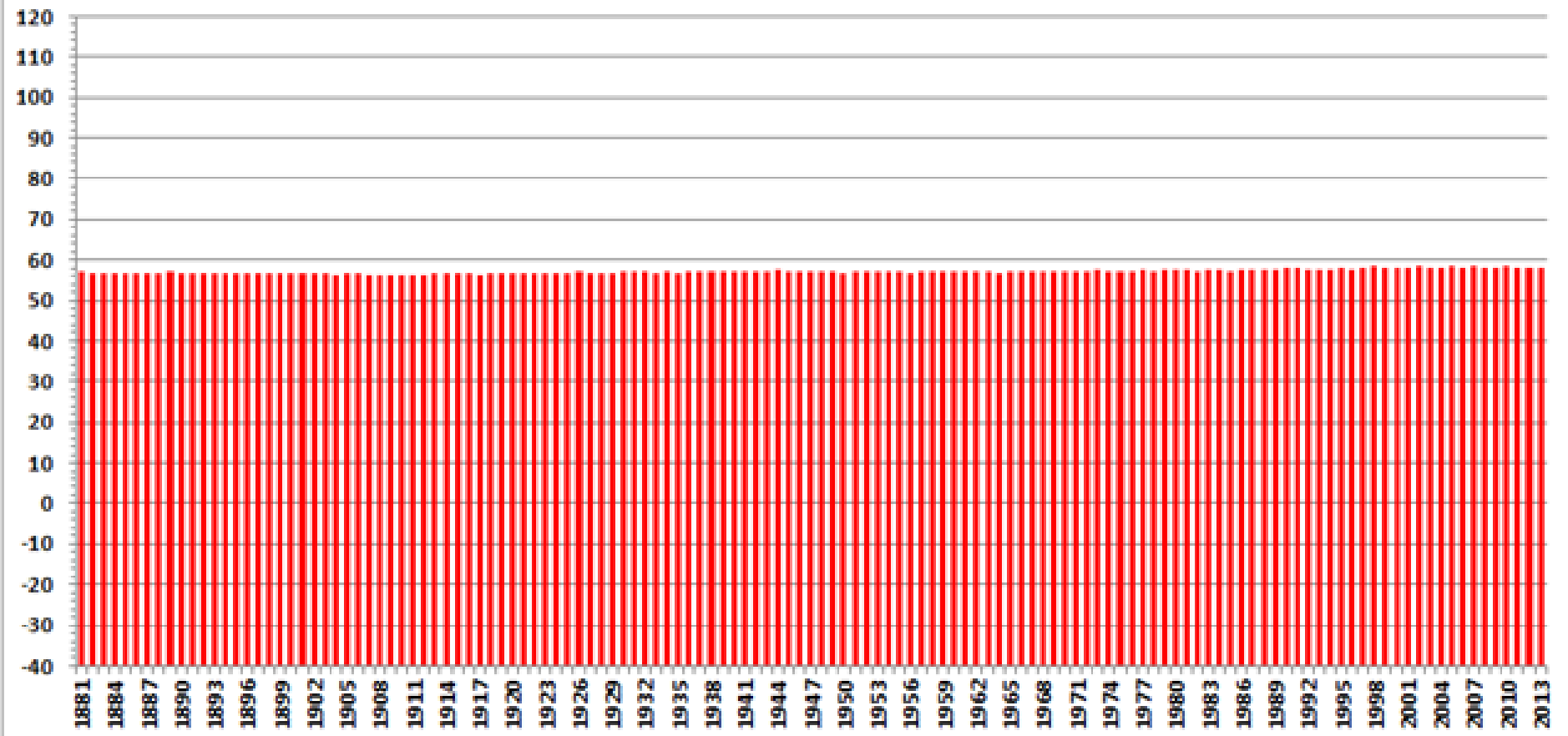


## 1881-2013 GISS time series of Global Temperature

<https://suyts.files.wordpress.com/2014/05/image69.png>

### GISS Global Temp Series On Alcohol Thermometer In Fahrenheit

■ GISS Global Temp Series On Alcohol Thermometer



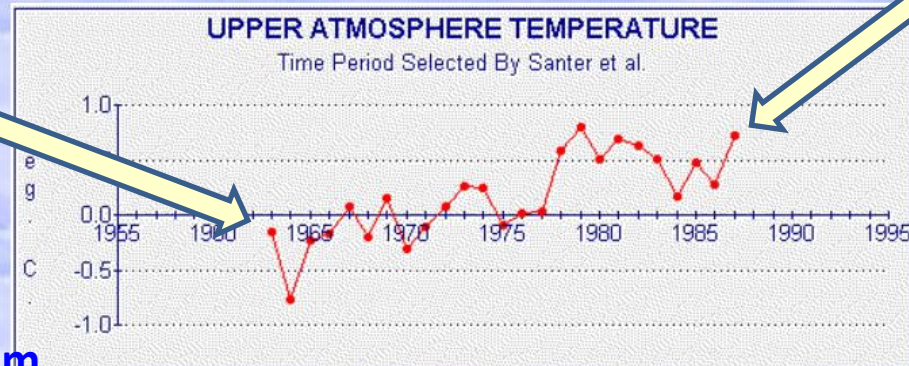


**1995 Madrid Meeting of IPCC:** “No attribution of climate change to changes in greenhouse gas concentrations.”

**1966 Second Assessment report:** “...these results point towards a human influence on global climate.” Changes made by Ben Santer singlehandedly, literally in the dark of night, without coordination with the Madrid Panel of Scientists.

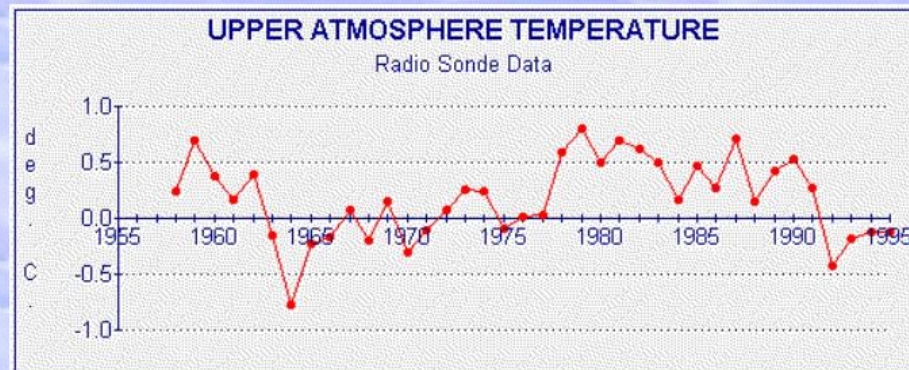
Data showing the “Discernible Human Influence” on climate

The observed radio sonde record chosen by Santer *et al* for comparison with the models -



<http://www.john-daly.com/sonde.htm>

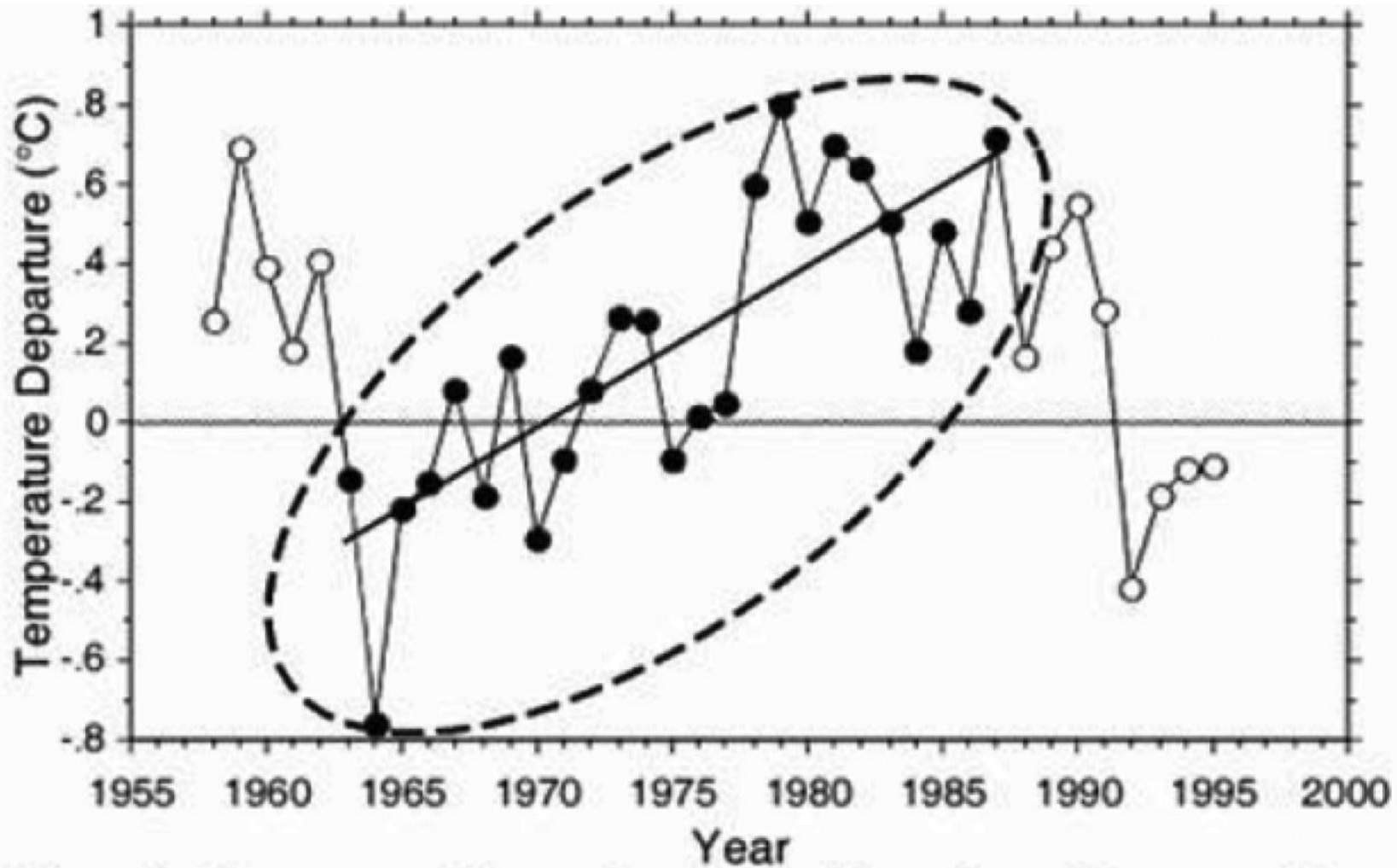
But this is what the whole record looks like -



The Rest of the Story!  
Santer's deliberate deception:  
He's using a cherry picked  
Subset of the whole record...  
which shows COOLING!

It's the same data source, except the lower graph shows the full time period available.

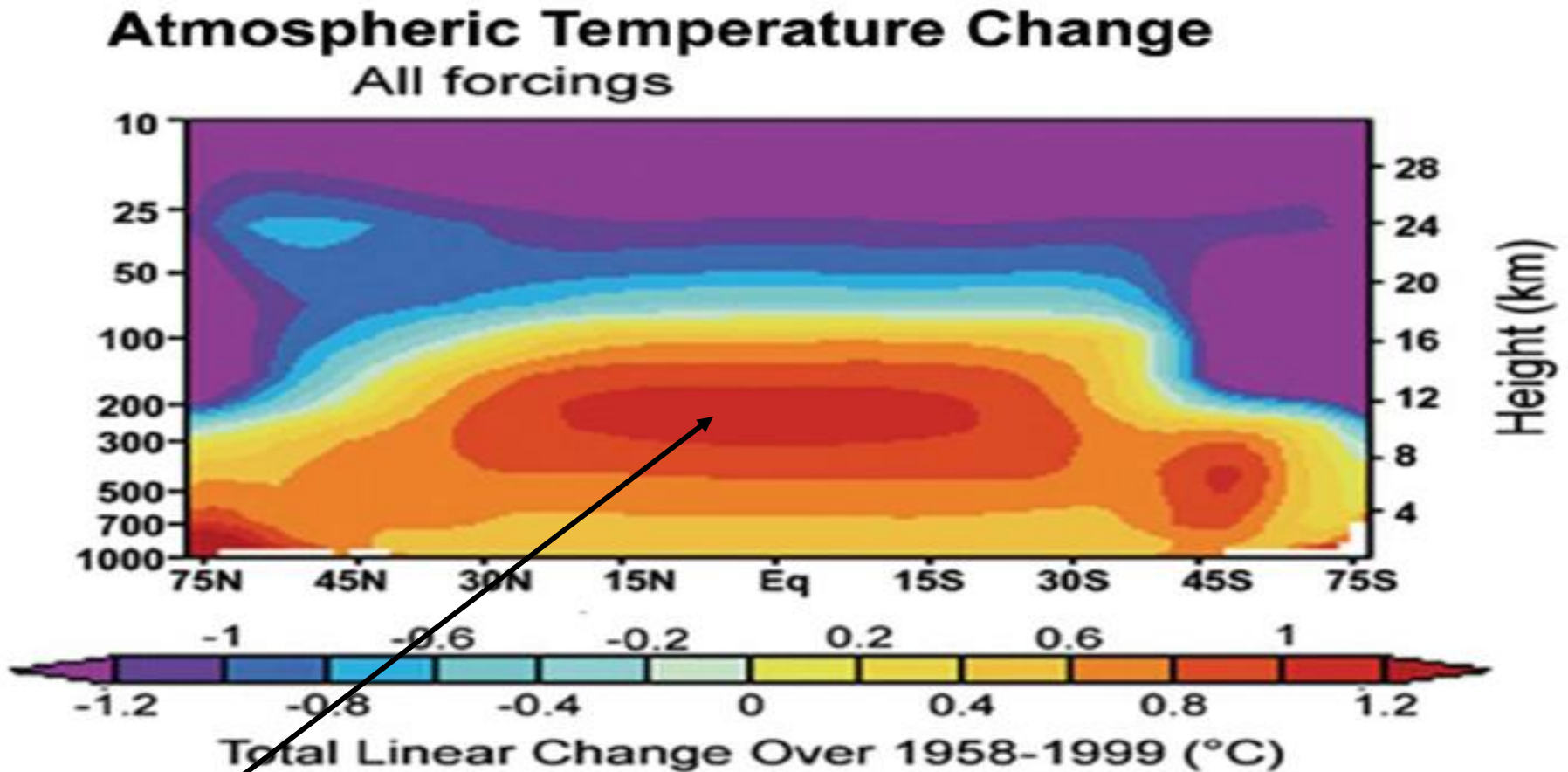
**Singer, S. Fred, LACK OF CONSISTENCY BETWEEN MODELED AND OBSERVED  
TEMPERATURE TRENDS, ENERGY & ENVIRONMENT, VOLUME 22, No. 4 , June, 2011**



**Figure 1. Temperature history from a crucial portion of the atmosphere, 1958–1995. For some reason, in the important paper “demonstrating” climate change, Ben Santer and colleagues only used the portion of the data circled here.**

# How good are the IPCC Models?

[http://www.heartland.org/policybot/results/22835/Nature Not Human Activity Rules the Climate pdf.html](http://www.heartland.org/policybot/results/22835/Nature%20Not%20Human%20Activity%20Rules%20the%20Climate%20pdf.html)

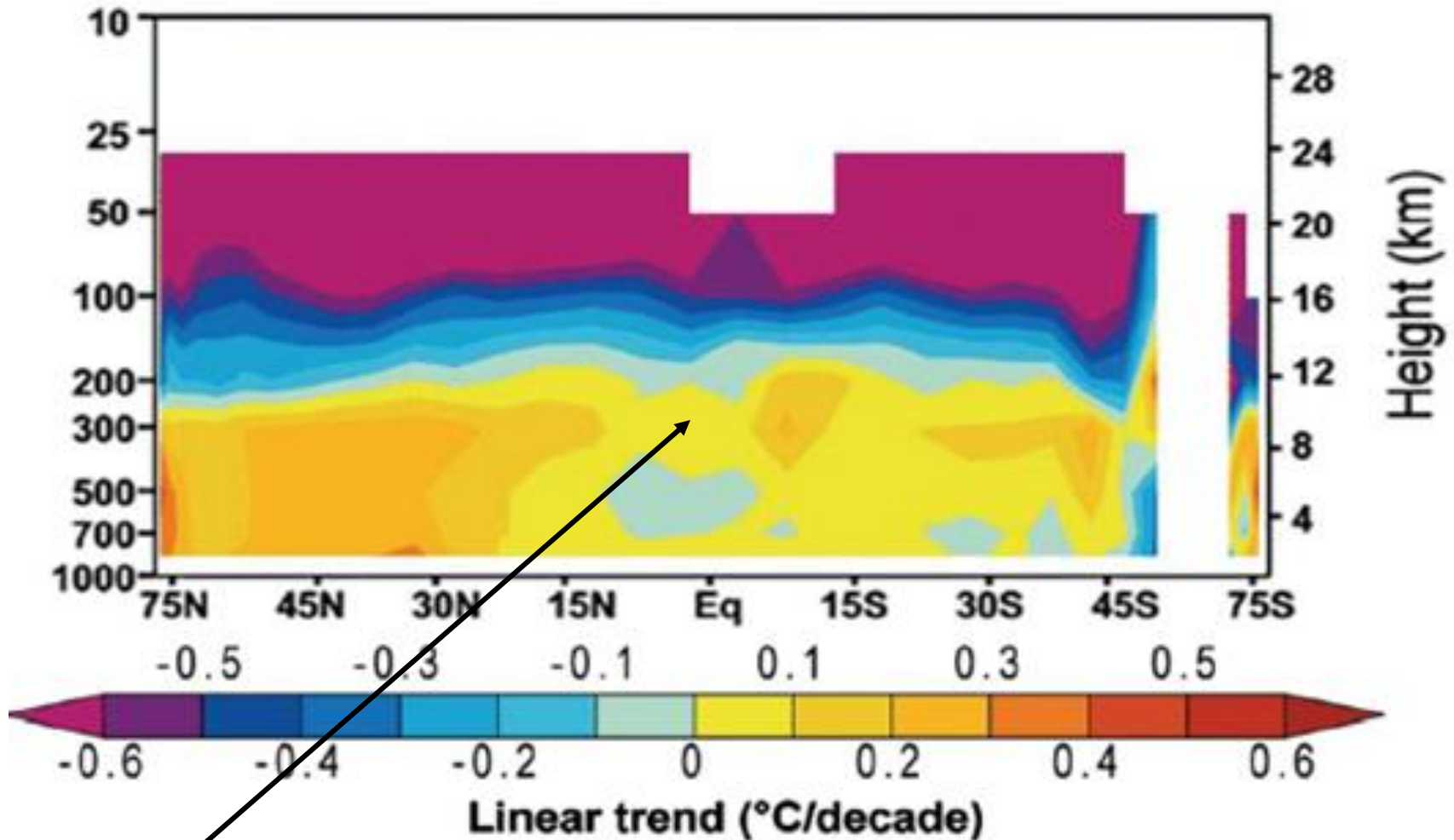


**Note the Hot Spot in the Models caused by “greenhouse warming”**



# How good are the IPCC Models?

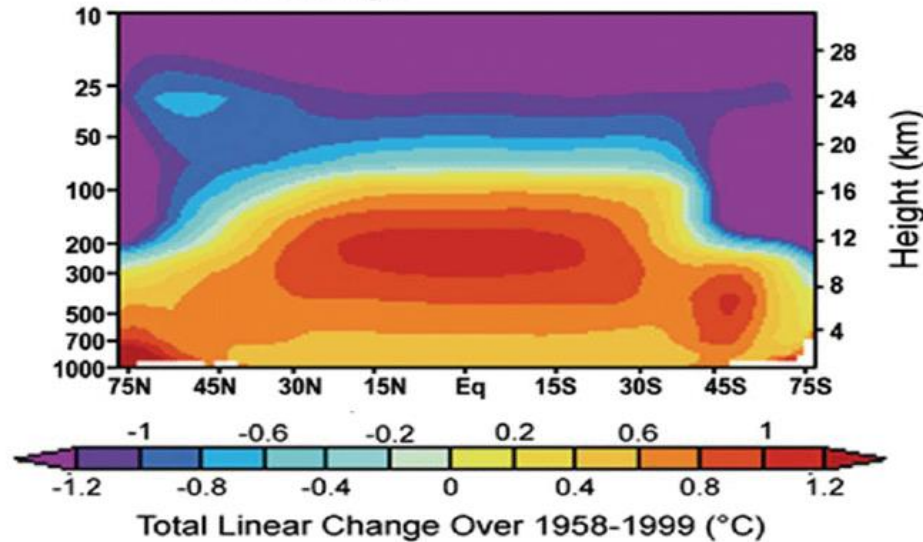
[http://www.heartland.org/policybot/results/22835/Nature Not Human Activity Rules the Climate pdf.html](http://www.heartland.org/policybot/results/22835/Nature%20Not%20Human%20Activity%20Rules%20the%20Climate%20pdf.html)



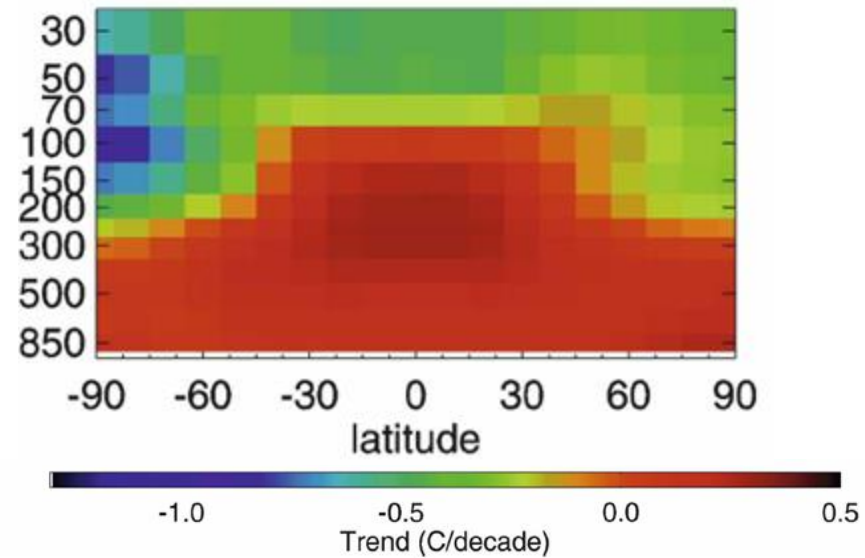
**No Hot Spot in the Observed Data**

## PCM Simulations of Zonal-Mean Atmospheric Temperature Change

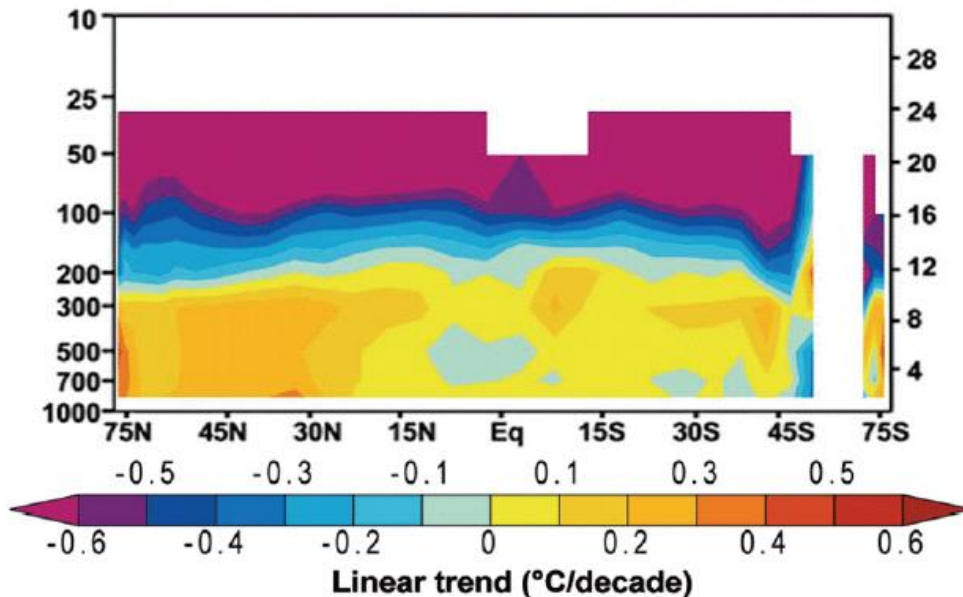
All forcings



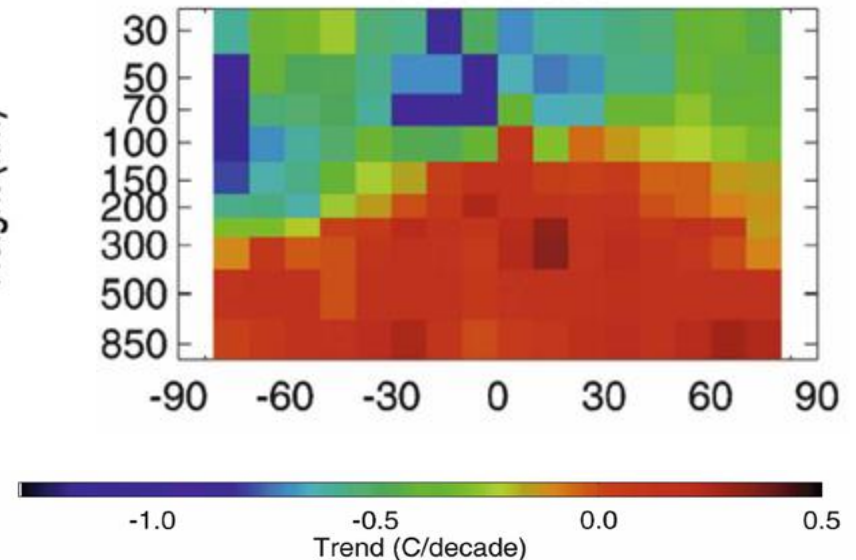
## Sherwood et al, Models, 1959-2005



## HadAT2 radiosonde data



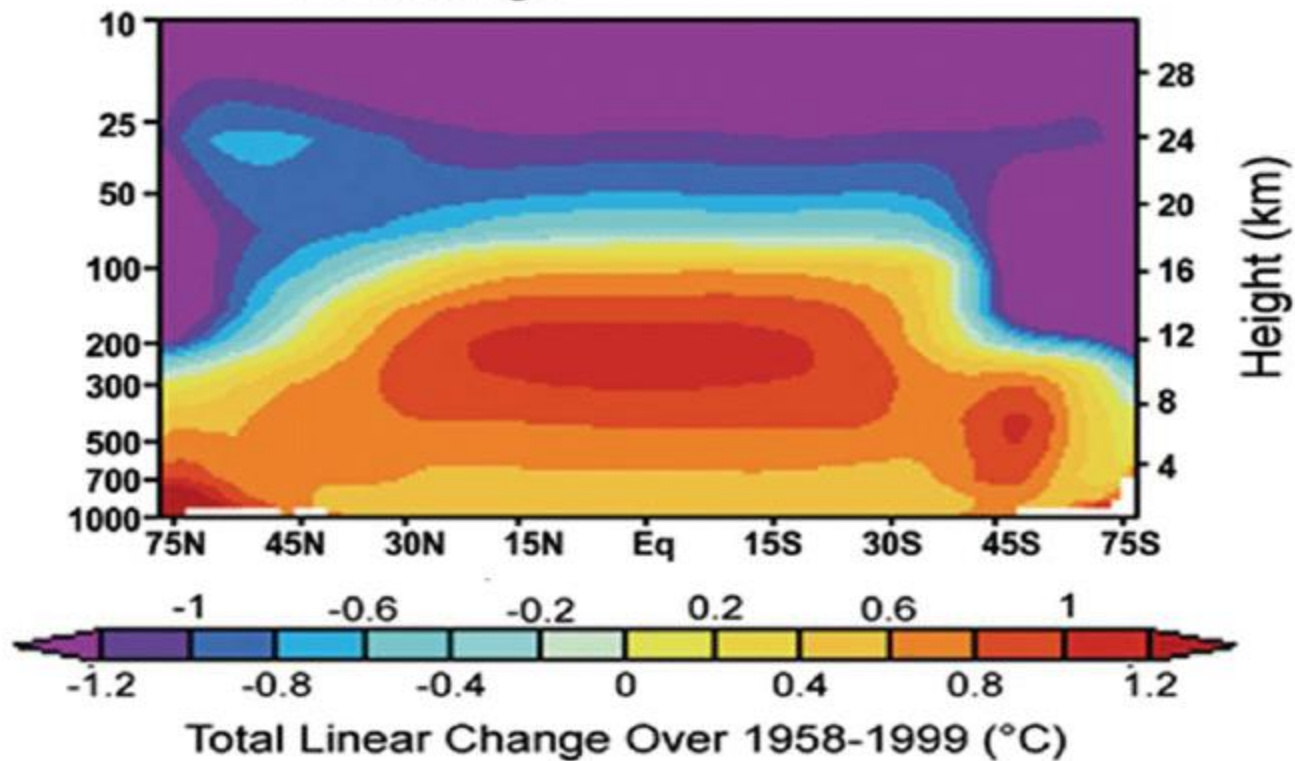
## Radiosondes, 1959-2005





# PCM Simulations of Zonal-Mean Atmospheric Temperature Change

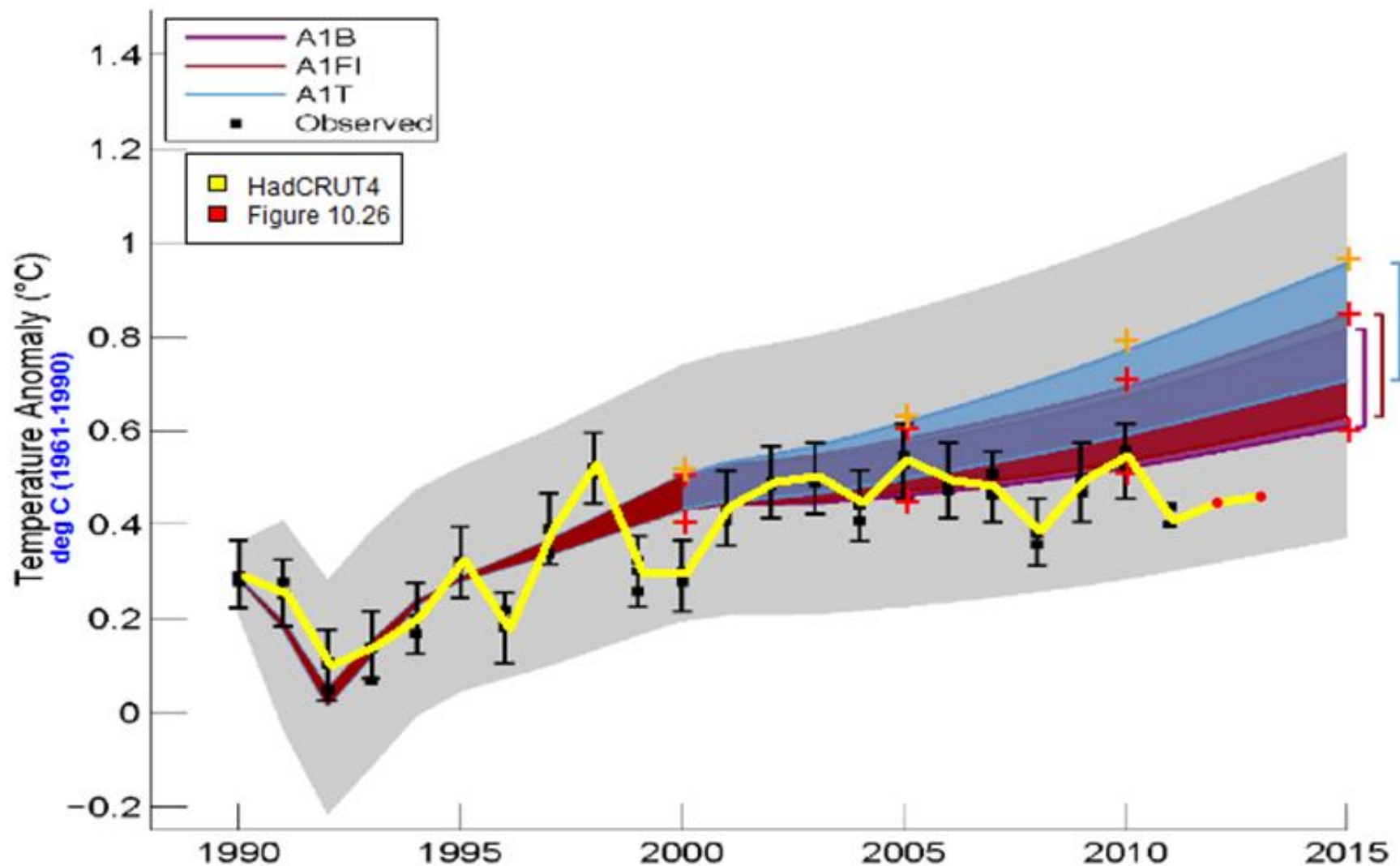
All forcings



Sherwood, et al, 2008, "Robust Tropospheric Warming Revealed by Iteratively Homogenized Radiosonde Data." Sherwood uses a Red-Orange temperature for Zero Change, that most others use for +0.8C warming, a deliberate deception.



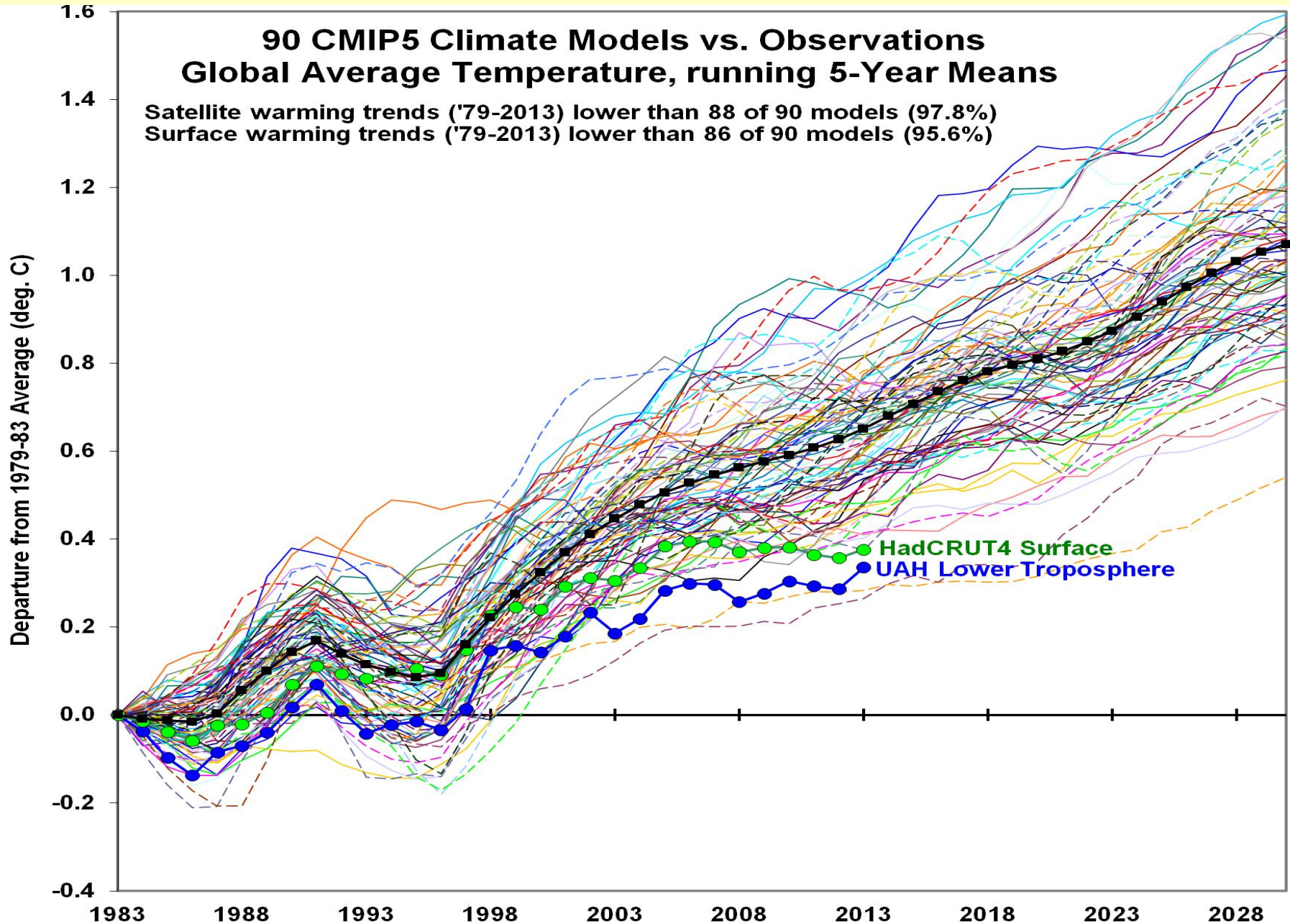
AR5 Second Draft Figure 1.5  
With Annotations



IPCC AR5 Second Order Draft, Fig 1.5. Red + marks are AR4 uncertainty Bounds. Red dots show last two years of observations clearly outside AR4's uncertainty bounds. This figure never made it to IPCC AR5 Final Report.

# Validation of 90 IPCC-sponsored Model Predictions of Climate Change

<http://www.drroyspencer.com/wp-content/uploads/CMIP5-90-models-global-Tsfc-vs-obs.jpg>



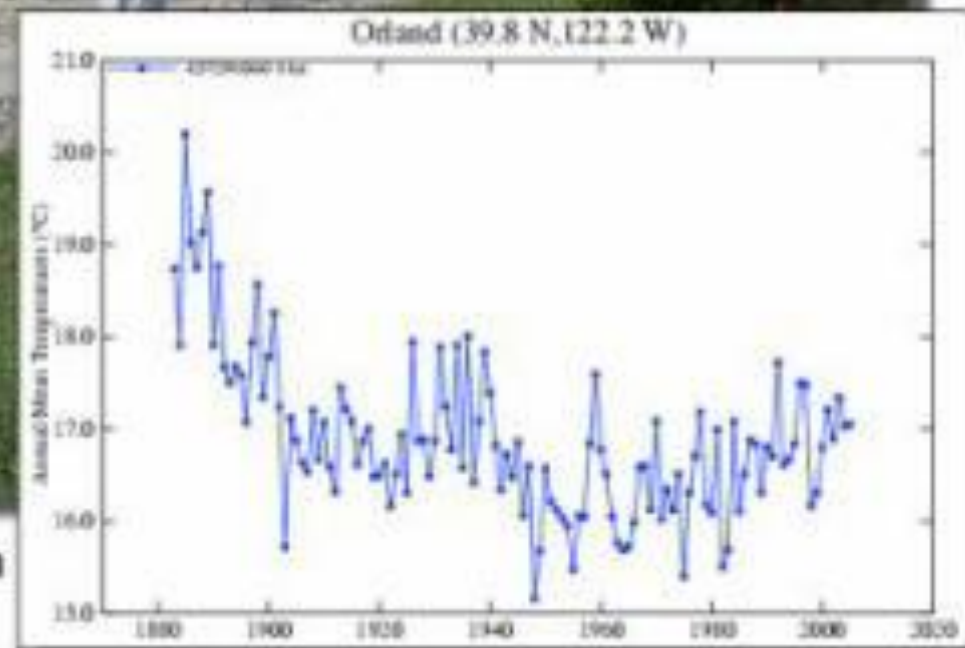
<http://www.dailymail.co.uk/sciencetech/article-2906874/Volcanoes-cooling-Earth-Aerosols-small-eruptions-reduced-global-temperatures-tropical-rainfall.html>



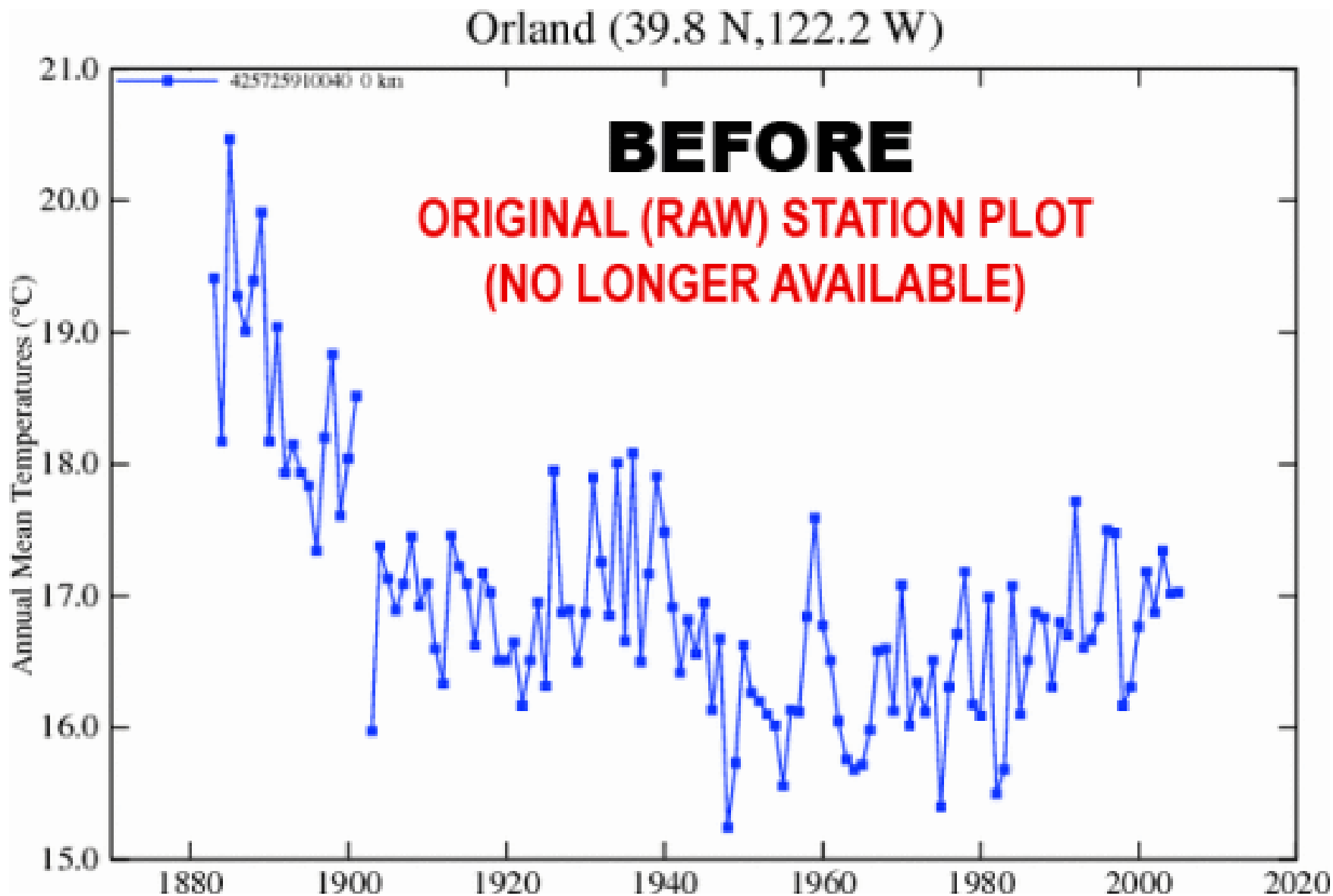
**Orland California, Poster Child for a well-exposed station and data set, posted June, 2007**

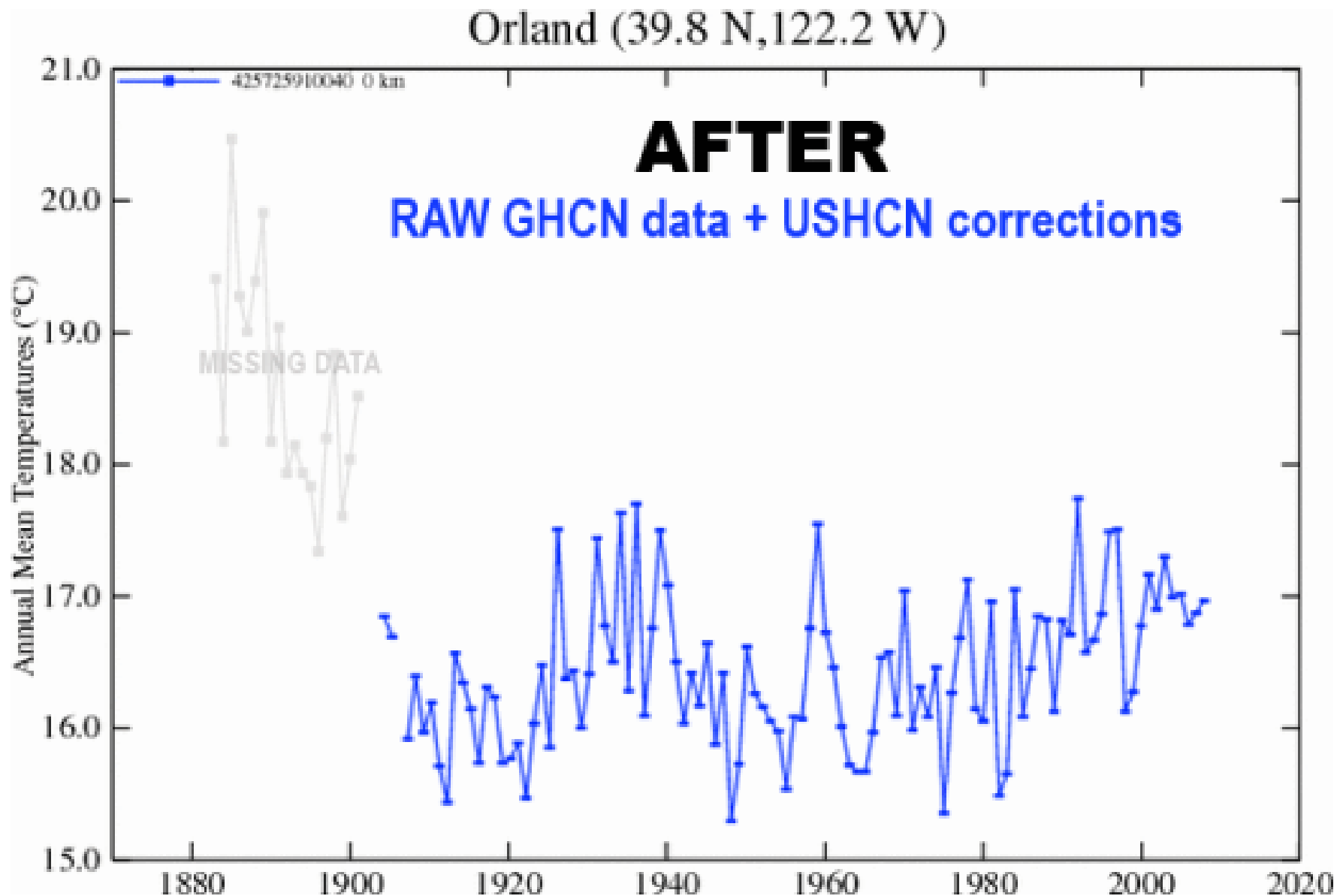


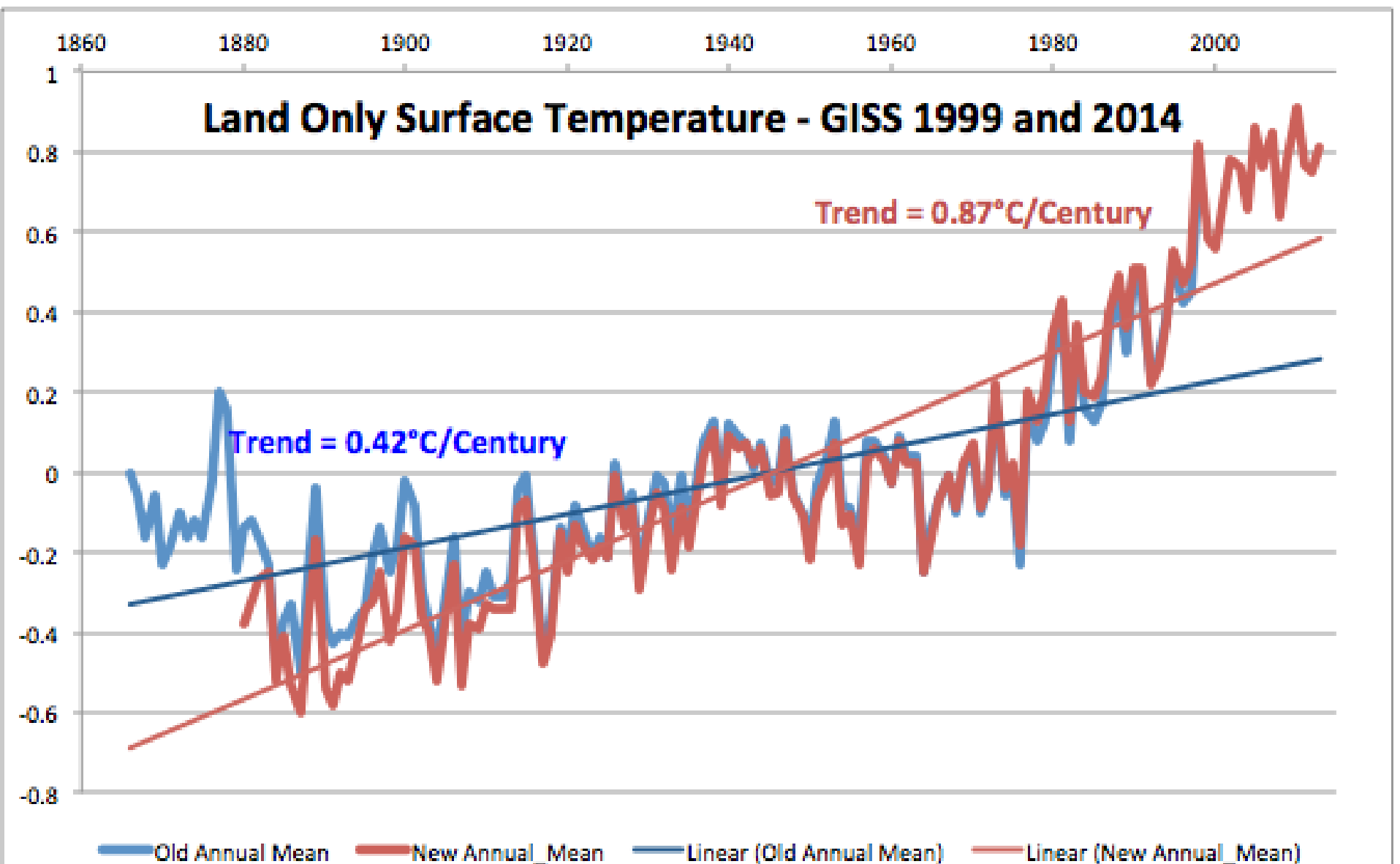
**This USHCN Station in Orland, CA has been in the same location for over 100 years**











<http://www.nbcnews.com/science/environment/2014-breaks-record-warmest-year-noaa-nasa-experts-say-n287551>



HOME TOP VIDEOS

ONGOING: UKRAINE CRISIS



U.S. WORLD LOCAL POLITICS HEALTH TECH SCIENCE POP CULTURE BUSINESS INVESTIGATIONS SPORTS

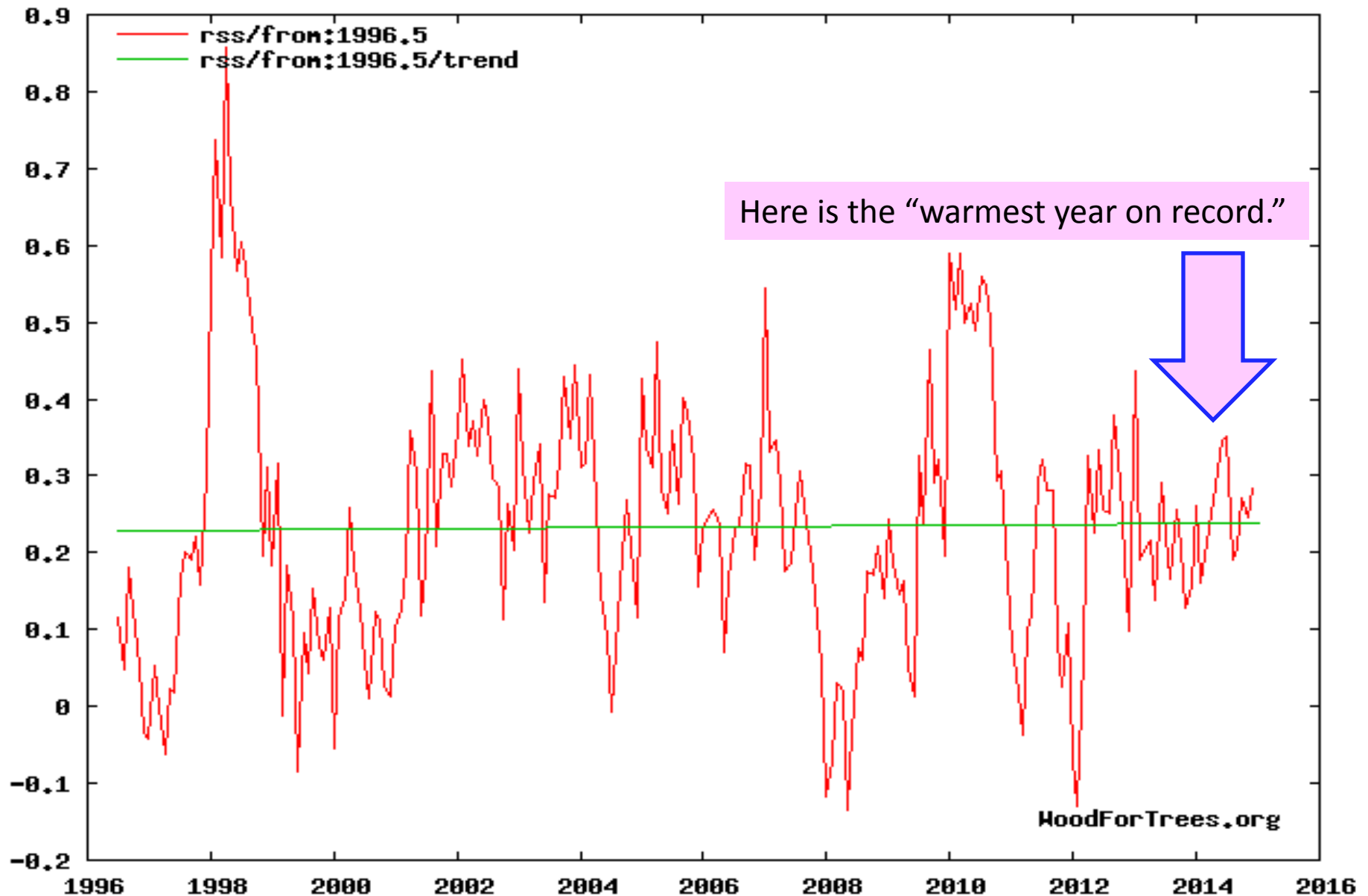
MORE ▾

SCIENCE / ENVIRONMENT

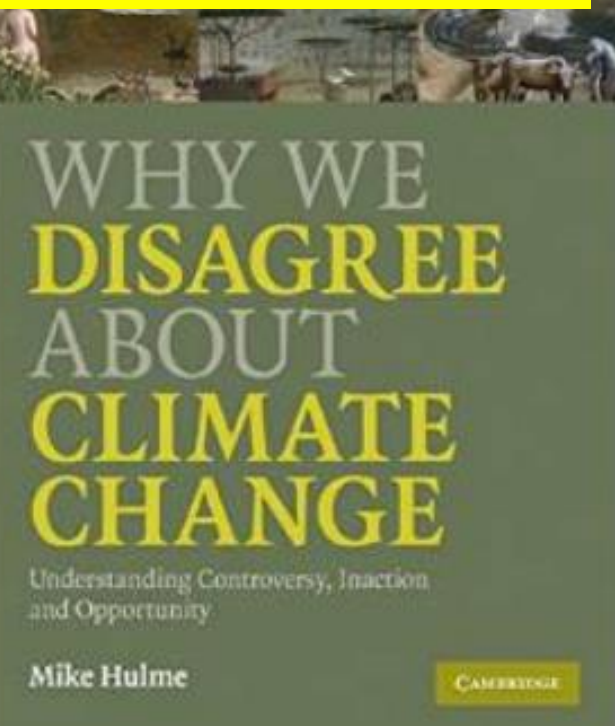




<https://stevengoddard.wordpress.com/2015/02/02/all-the-lies-that-are-unfit-to-print/>  
Earth's temperature hasn't changed for almost 20 years, despite a sharp increase in CO2.



Note that Hulme readily acknowledges that the science is uncertain, but he concludes that this doesn't matter, given the possible impacts and the uses to which the issue may be put.



Here are some revealing quotes:

The idea of climate change should be seen as an intellectual resource around which our collective and personal identities and projects can form and take shape. We need to ask not what we can do for climate change, but to ask, what climate change can do for us.

\*\*\*\*\*

Because the idea of climate change is so plastic, it can be deployed across many of our human projects and can serve many of our psychological, ethical and spiritual needs.

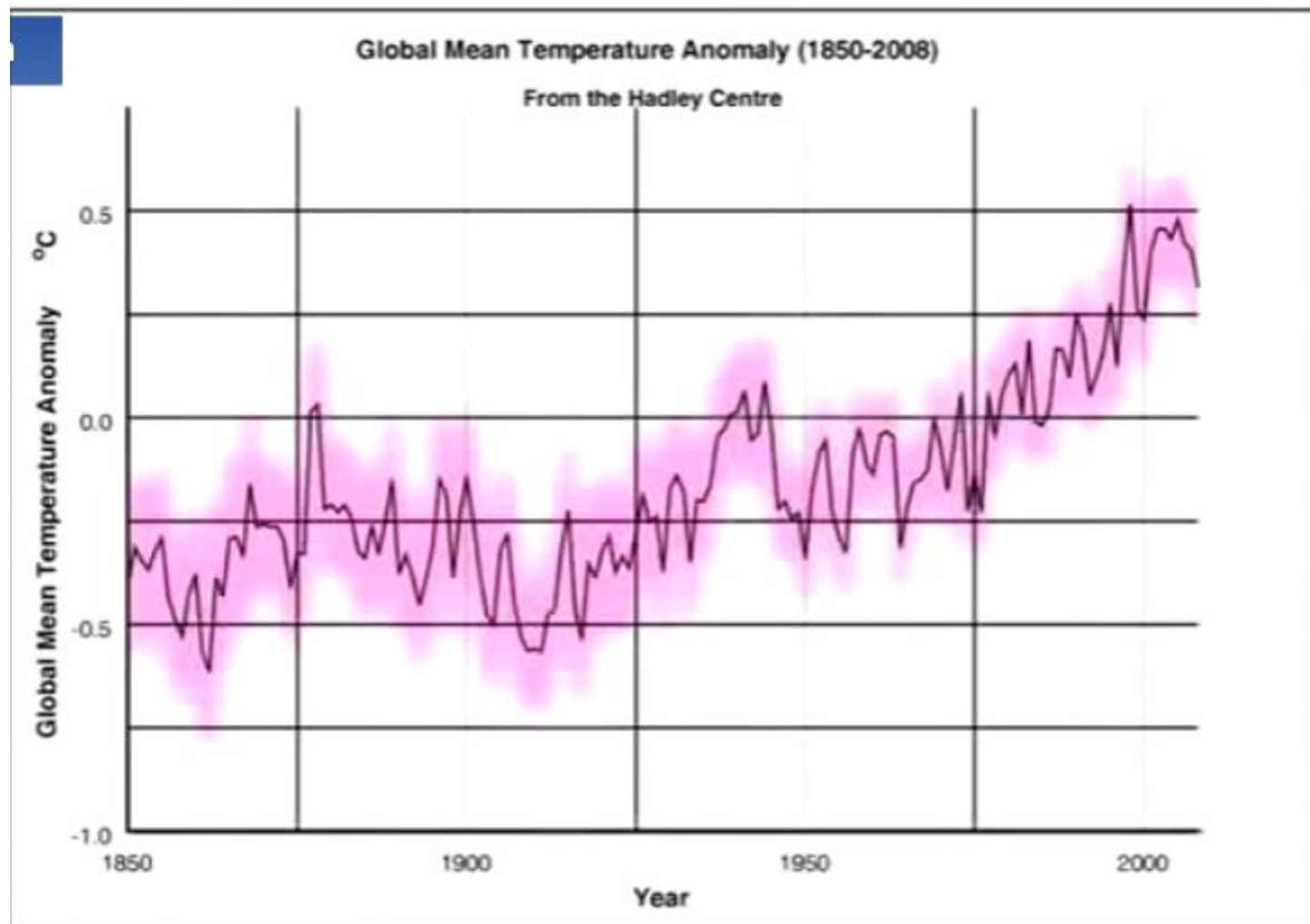
\*\*\*\*\*

We will continue to create and **tell new stories about climate Change and mobilize them in support of our projects.**

\*\*\*\*\*

**These myths transcend the scientific categories of “true” and “false.”**

At a recent symposium on energy held at MIT, President Hockfield described climate change as 'accelerating.' I asked her privately what basis she had for this claim, sending her the following figures.

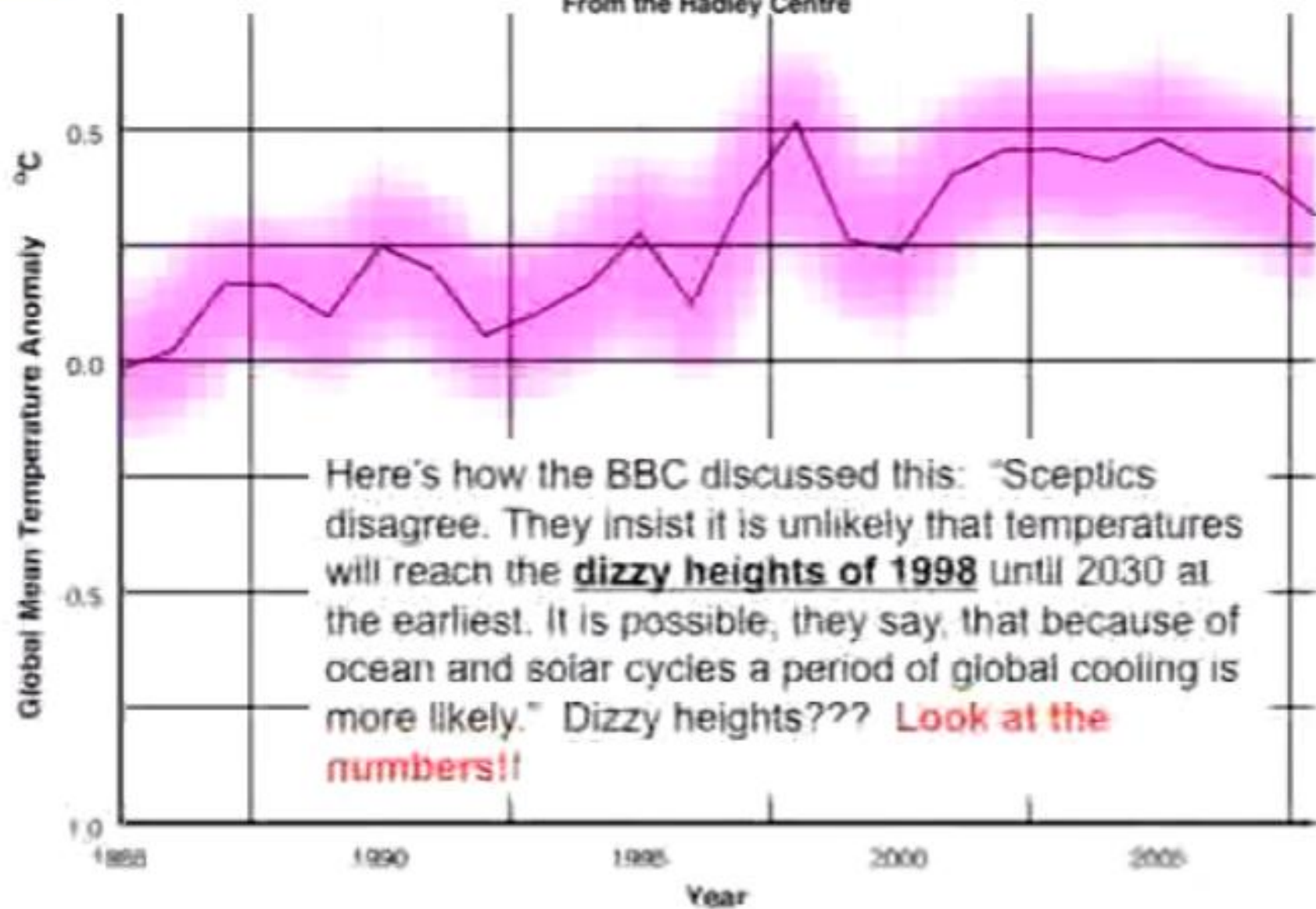


Pink fuzz represents stated uncertainty.



## Global Mean Temperature Anomaly (1985-2008)

From the Hadley Centre

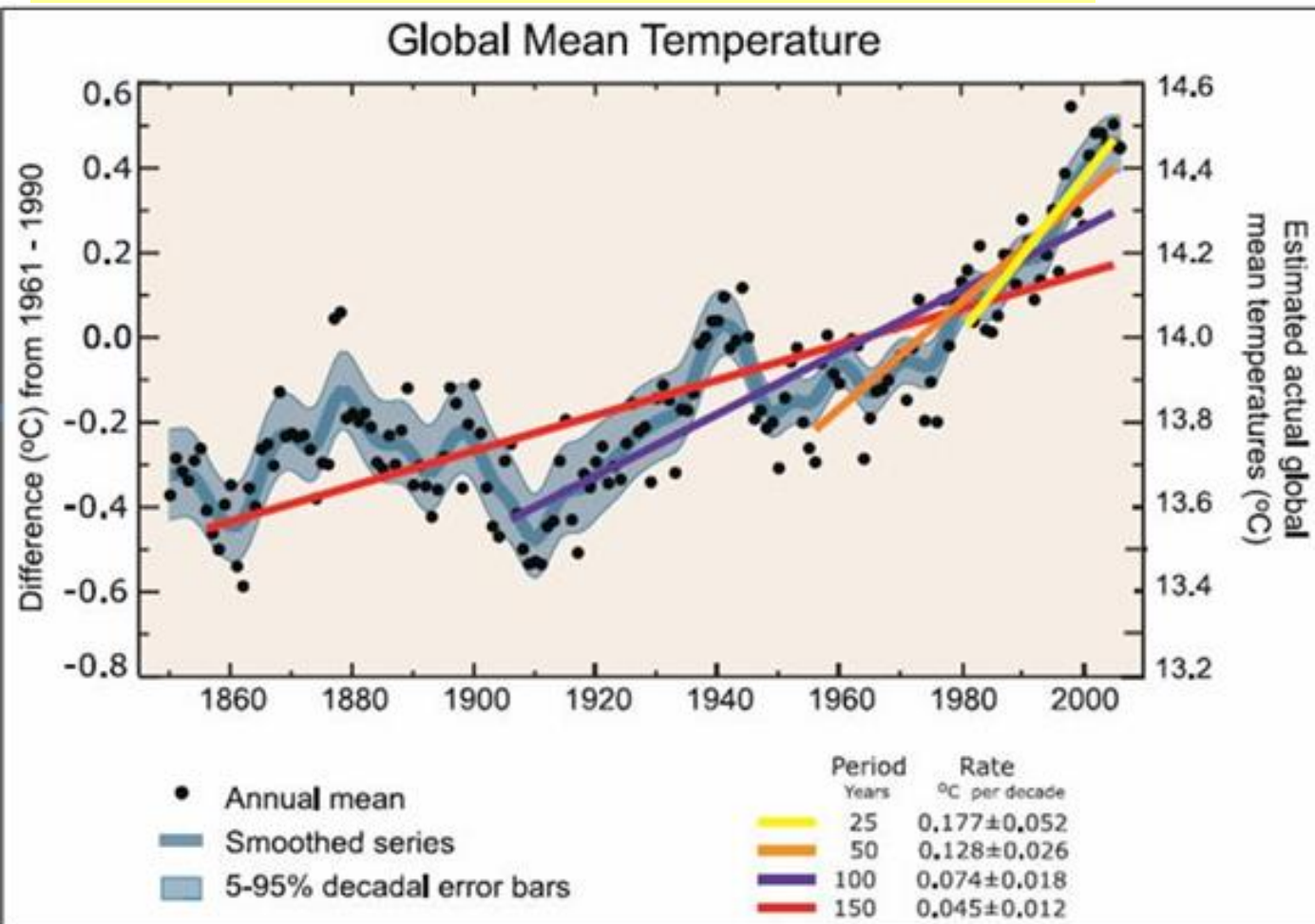


Temperatures where the pink fuzz overlaps are not statistically significantly different.

IPCC creates artificial acceleration by calculating short term linear trends within cyclical data. Below is Fig. FAQ 3.1 from Chapter 3 of the IPCC AR4 2007 report. The report states, “Note that for shorter recent periods, the slope is greater, indicating accelerated warming.” <underlining added>

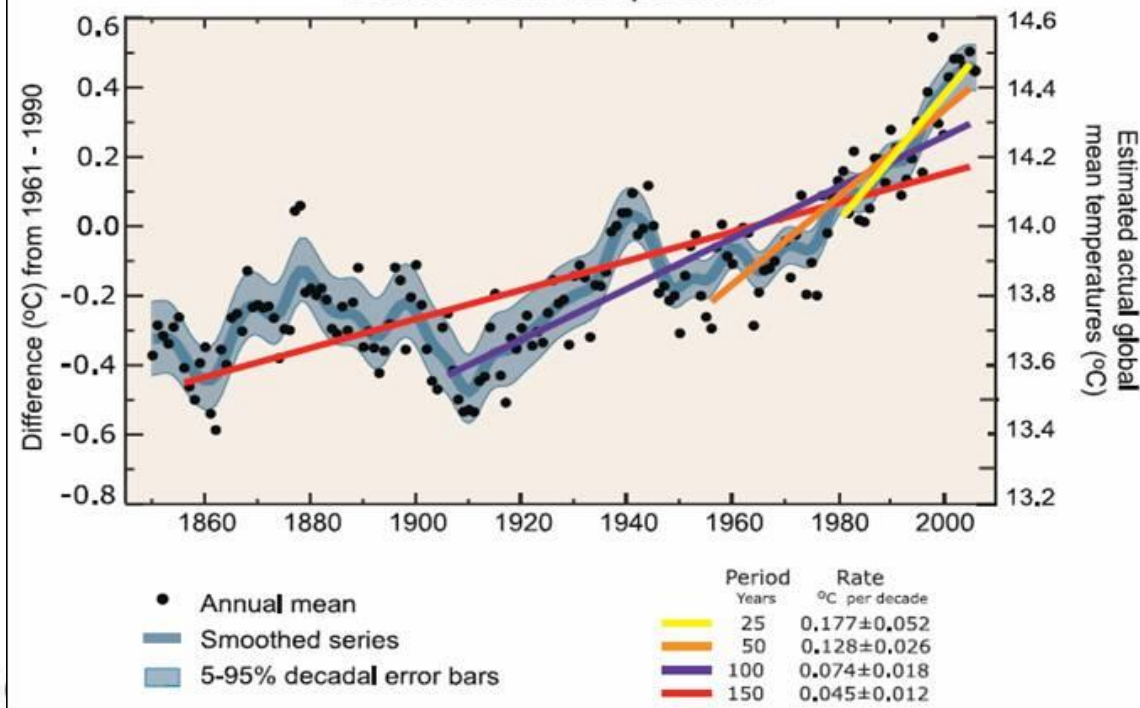
[<http://www.ipcc.ch/pdf/assessment-report/ar4/wg1/ar4-wg1-chapter3.pdf>]

<http://www.appinsys.com/globalwarming/Acceleration.htm>



**See for yourself:  
as the period  
gets shorter,  
rate of rise of  
temperature  
increases.**

Global Mean Temperature

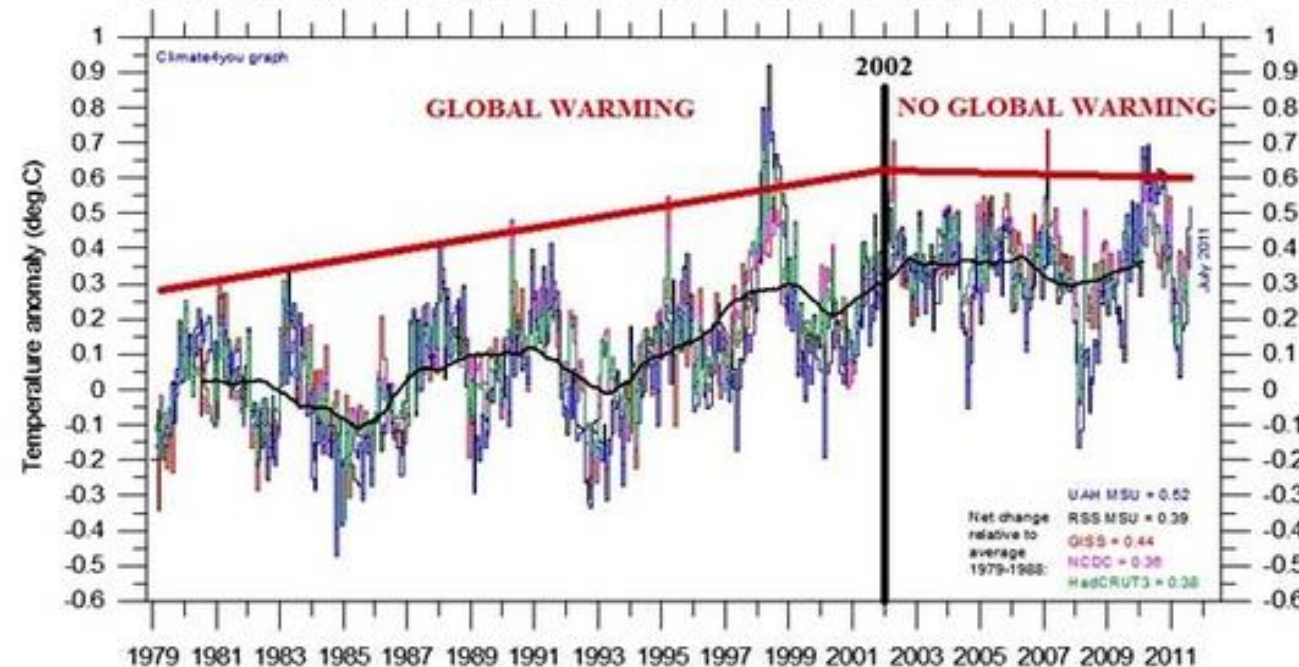


**Now,  
“the Rest of the Story”**

**Temperatures ceased  
Rising and by many  
Measures has been  
Falling since ~1997,  
Or, for about 18 years!**

**The IPCC graph  
is deliberately  
deceptive.**

**This is not science.  
It is political activism.**



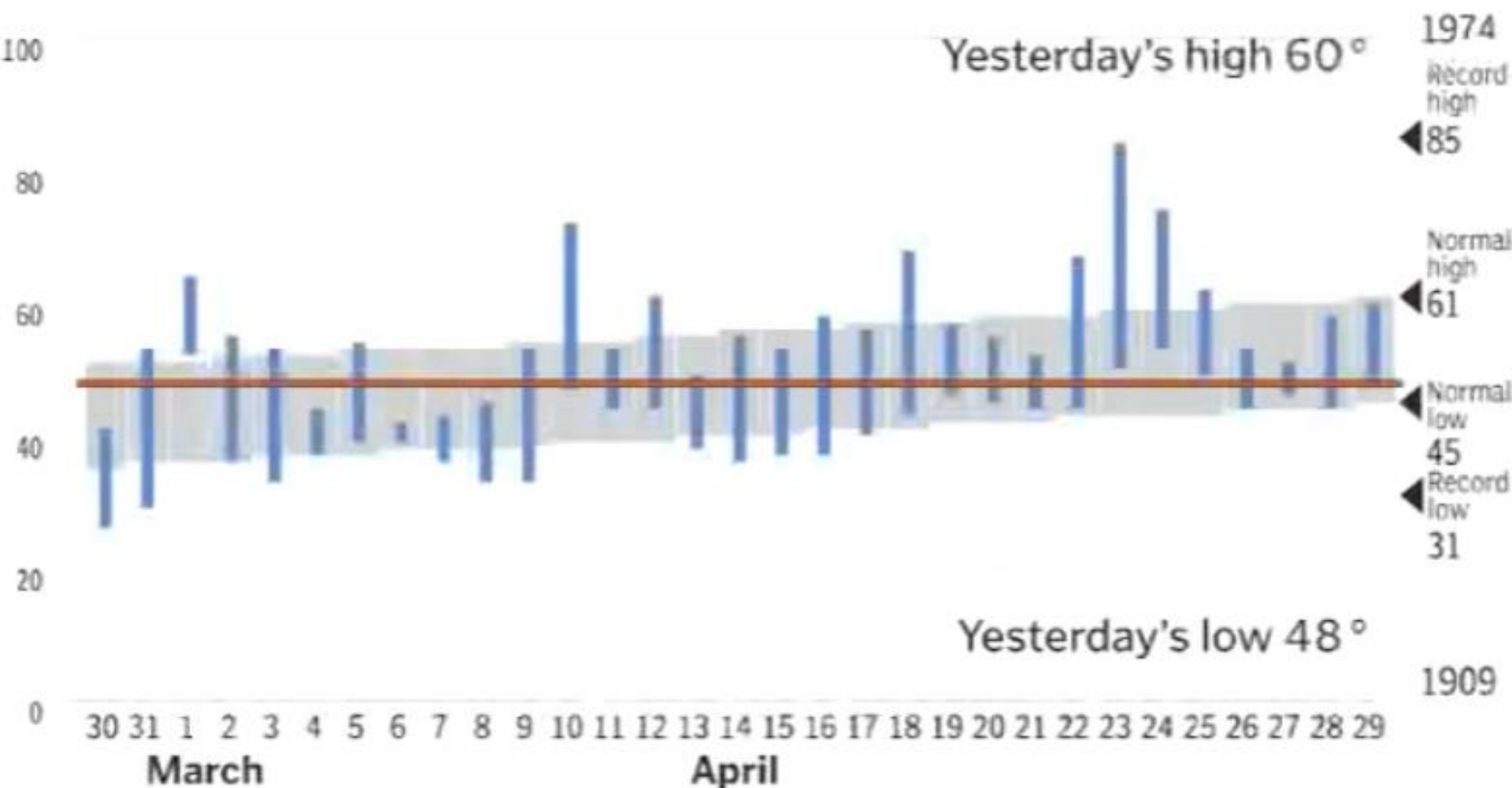
The thickness of the red line represents the range of global mean temperature anomaly over the past century.

April 30, 2008

Actual Temperatures

Normal Temperatures

Record Temperatures



This graph is a daily feature of the *Boston Globe*.



Interestingly, the latest IPCC report did not claim change was accelerating. However, Hockfield's response does reveal the characteristic feature of the current presentation of this issue: namely any and every statement is justified by an appeal to authority rather than by scientific argument. (Only last Friday, Pres. Obama did the same at MIT while simultaneously calling for sound science and critical analysis and marginalizing nay sayers concerning global warming.)

**Lindzen: this sort of scientific abuse is met with overwhelming acceptance and even cheers at academic institutions**



As my colleague at MIT, the oceanographer, Carl Wunsch has noted:

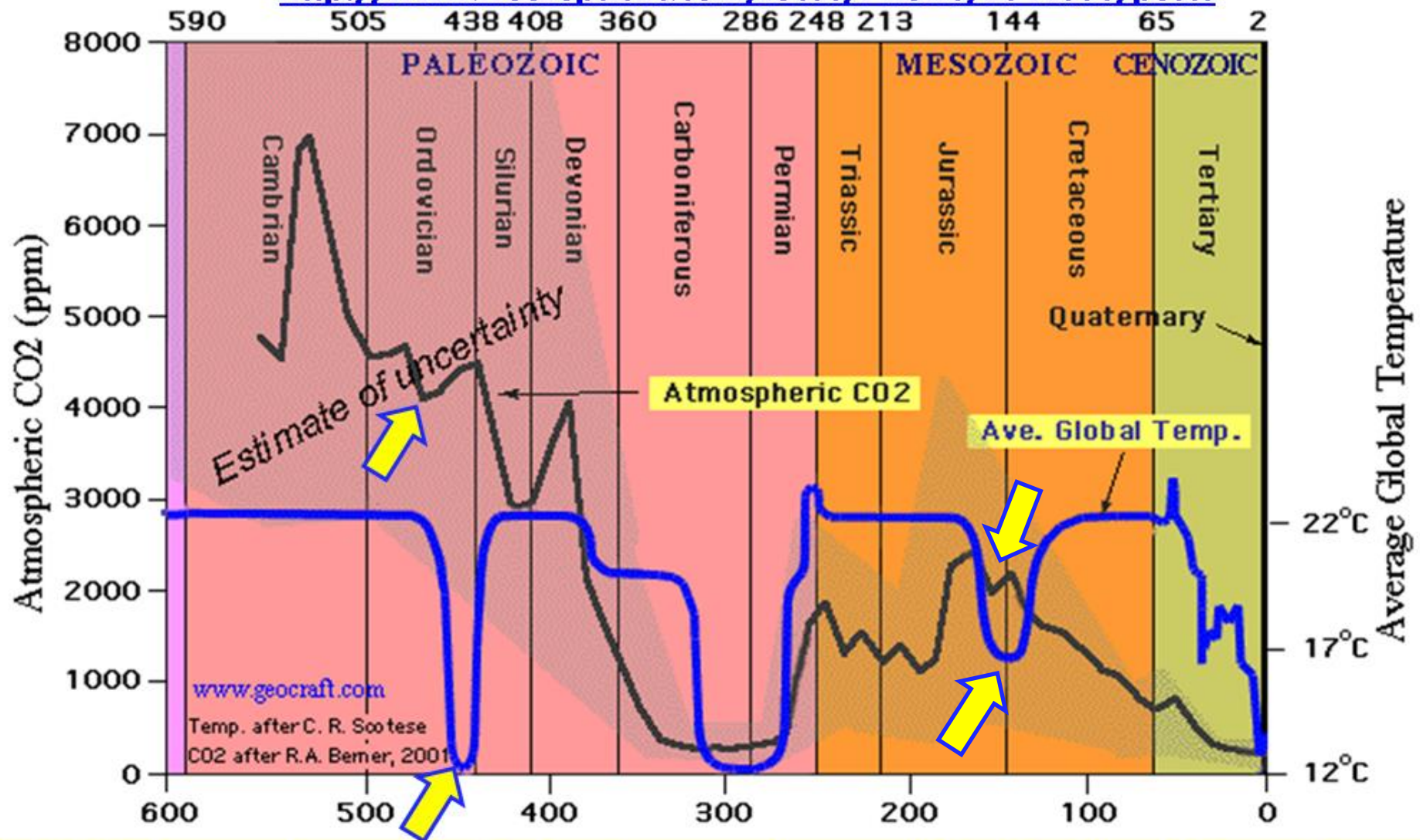
“It remains possible that the data base is insufficient to compute mean sea level trends with the accuracy necessary to discuss the impact of global warming—as disappointing as this conclusion may be.”

Please note that this is the statement of someone who by and large supports global warming alarm.

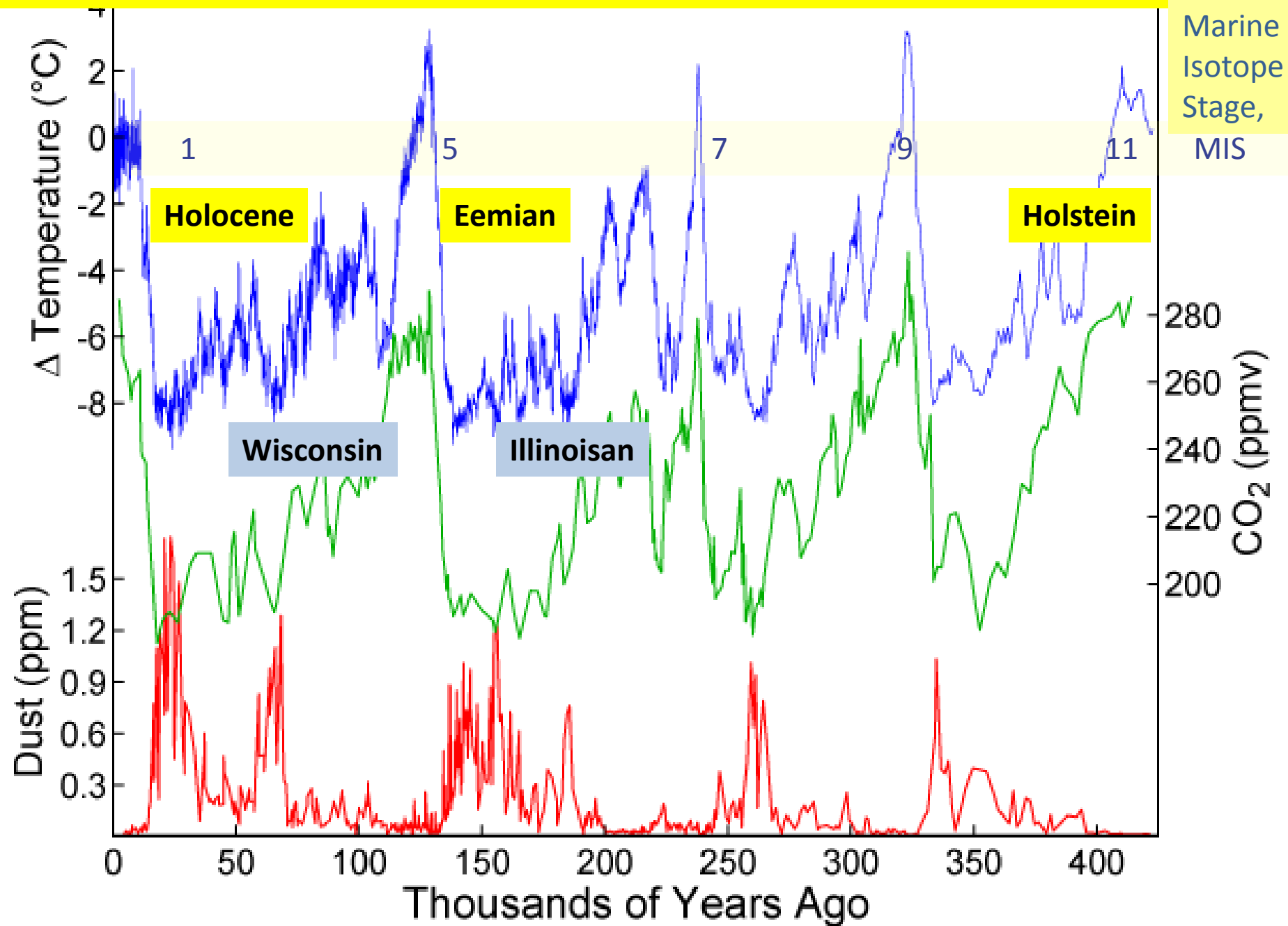
**Lindzen: Wunsch uses the most contorted language to say there is no man-made acceleration of sea level rise in the data.**

# Global Temperature and Atmospheric CO<sub>2</sub> over Geologic Time

<http://www.freerepublic.com/focus/f-news/1644060/posts>




If <CO<sub>2</sub>> has such a great effect on temperature, and the 'feedback' is so strong, how did Earth enter the Snowball Earth phase at the end of the Ordovician, 450 million years ago, with <CO<sub>2</sub>> increasing from 4000 to 4400 PPM ?





# Glaciers as Climate Witness, Gletcher als Klimazeugen

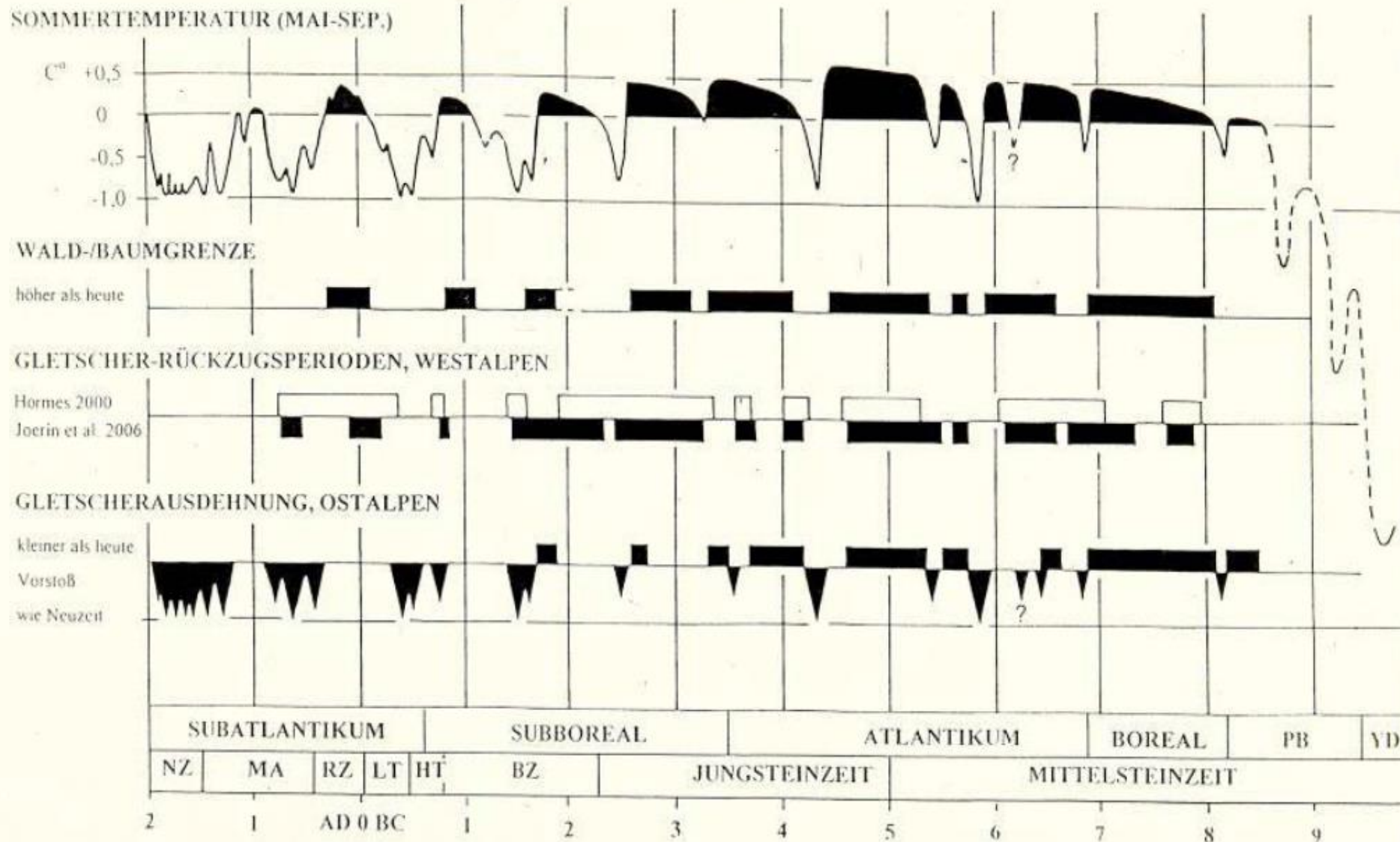
[http://www.iuf-berlin.org/wm\\_files/wm\\_pdf/prof.\\_patzelt\\_berlin\\_4.12.2009.pdf](http://www.iuf-berlin.org/wm_files/wm_pdf/prof._patzelt_berlin_4.12.2009.pdf)



**These images in the Austrian Alps shows glacial retreat from 1852-1995. This is the sort of information that alarmists like to show as proof of man-caused Global Warming. Has this happened before?**

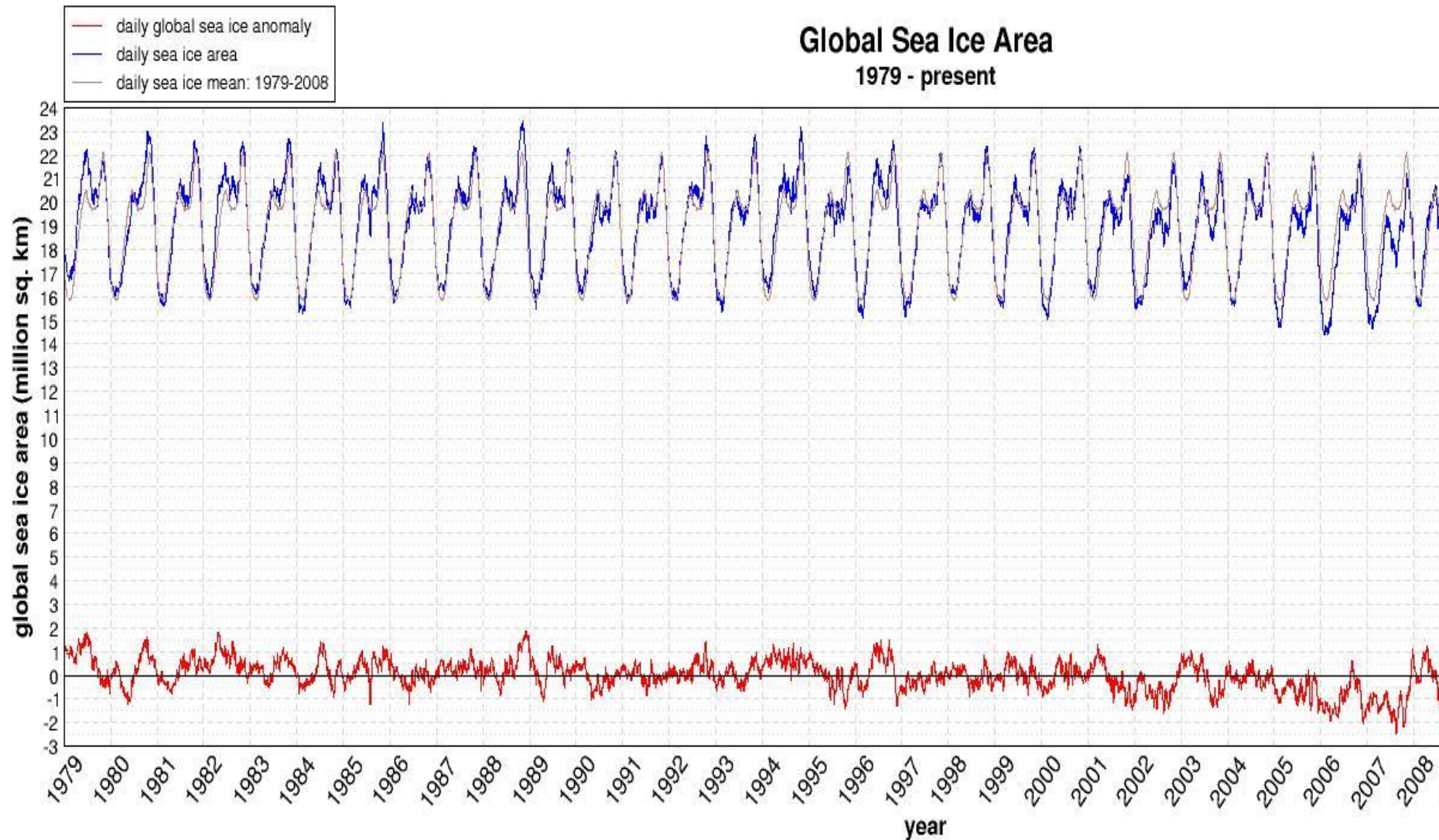
# Glaciers as Climate Witness, Gletcher als Klimazeugen

[http://www.iuf-berlin.org/wm\\_files/wm\\_pdf/prof.\\_patzelt\\_berlin\\_4.12.2009.pdf](http://www.iuf-berlin.org/wm_files/wm_pdf/prof._patzelt_berlin_4.12.2009.pdf)



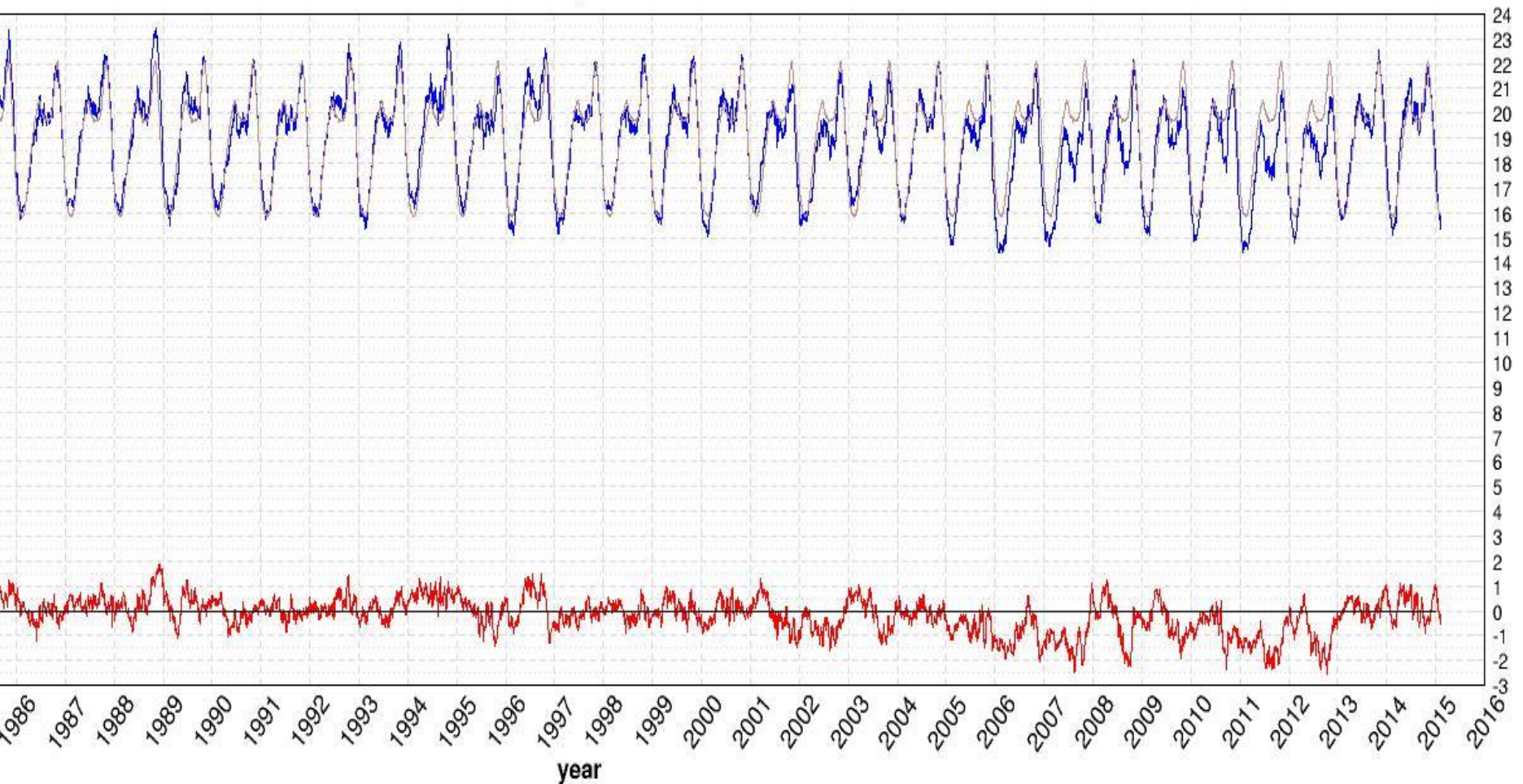


<http://arctic.atmos.uiuc.edu/cryosphere/IMAGES/global.daily.ice.area.withtrend.jpg>



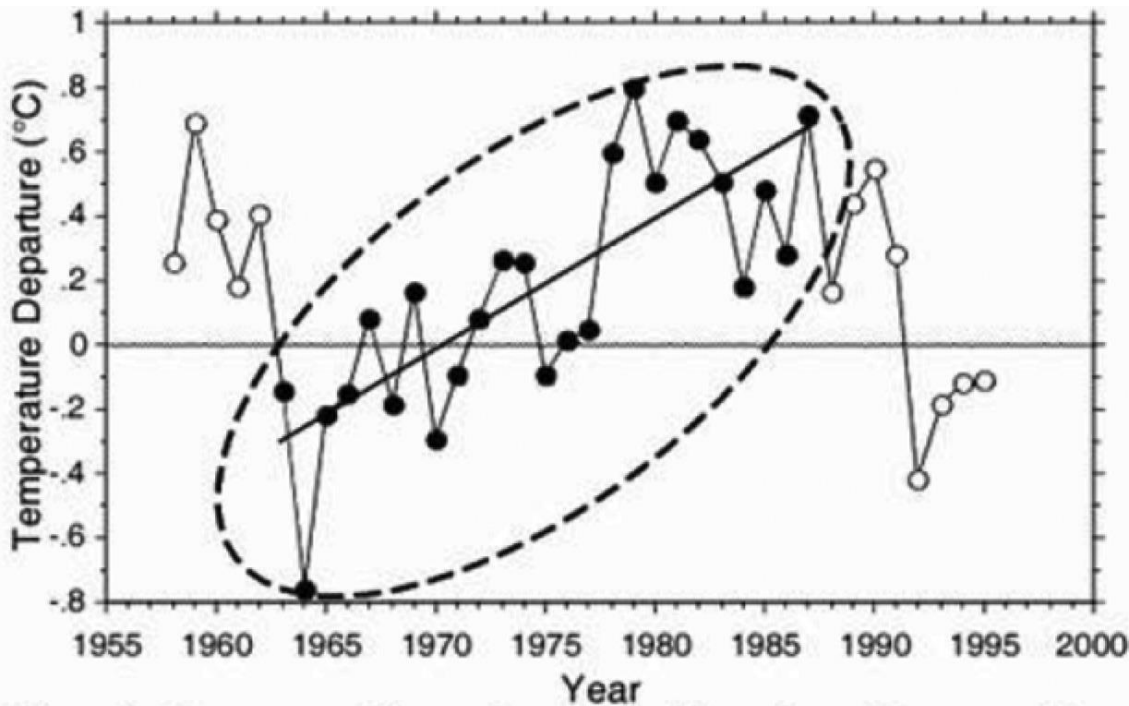
<http://arctic.atmos.uiuc.edu/cryosphere/IMAGES/global.daily.ice.area.withtrend.jpg>

## Global Sea Ice Area 1979 - present



Santer used ONLY the circled section of the data to claim the “balance of evidence suggests a discernible human influence on global climate,”

This claim is supposedly based on 130 peer-reviewed articles. Actually, **the conclusion is based mainly on two research papers by (lead author(!)) Santer**, neither one of which had been published at the time the chapter was under review.



**This is not Science.**

**This is Dishonesty.**

**This is Cheating,  
of the highest order.**

**Figure 1. Temperature history from a crucial portion of the atmosphere, 1958–1995. For some reason, in the important paper “demonstrating” climate change, Ben Santer and colleagues only used the portion of the data circled here.**





<http://c3headlines.typepad.com/.a/6a010536b58035970c01b8d0c208fd970c-pi>

## Canadian Climate: Hottest Temperatures Ever Recorded - All Prior To 1970

*Where rapid "global warming" was predicted to be the worst, it went extremely AWOL*

[www.c3headlines.com](http://www.c3headlines.com)

#	When	Where	Temp	#	When	Where	Temp	Last 15yrs	Where	Temp
1	Jul-1937	Midale, Saskatchewan	45.0 °C	23	Jul-1936	Estevan, Saskatchewan	43.3 °C	2014	Ashcroft, British Columbia	41.7°C
2	Jul-1937	Yellow Grass, Saskatchewan	45.0 °C	24	Jul-1936	Emerson, Manitoba	43.3 °C	2013	Lytton, British Columbia	40.5°C
3	Jul-1936	St. Albans, Manitoba	44.4 °C	25	Jul-1936	Waskada, Manitoba	43.3 °C	2012	Lytton, British Columbia	40.3°C
4	Jul-1936	Emerson, Manitoba	44.4 °C	26	Jul-1936	Virden, Manitoba	43.3 °C	2011	Grimsby, Ontario	38.5°C
5	Jul-1937	Fort Qu'Appelle, Saskatchewan	44.4 °C	27	Jul-1936	Brandon, Manitoba	43.3 °C	2010	Ashcroft, British Columbia	38.8°C
6	Jul-1941	Lillooet, British Columbia	44.4 °C	28	Jul-1936	Greenfell, Saskatchewan	43.3 °C	2009	Gold River, British Columbia	41.5°C
7	Jul-1941	Lytton, British Columbia	44.4 °C	29	Jul-1937	Moose Jaw, Saskatchewan	43.3 °C	2008	Lytton, British Columbia	40.4°C
8	Jul-1941	Lillooet, British Columbia	44.4 °C	30	Jul-1937	Grenfell, Saskatchewan	43.3 °C	2007	Woodrow, Saskatchewan	43.0°C
9	Jul-1941	Lytton, British Columbia	44.4 °C	31	Jul-1937	Francis, Saskatchewan	43.3 °C	2006	Lytton, British Columbia	42.1°C
10	Jul-1941	Chinook Cove, British Columbia	44.4 °C	32	Jul-1937	Regina, Saskatchewan	43.3 °C	2005	Oliver, British Columbia	39.0°C
11	Jul-1934	Rock Creek, British Columbia	43.9 °C	33	Jul-1937	Estevan, Saskatchewan	43.3 °C	2004	Lytton, British Columbia	41.8°C
12	Jul-1936	Midale, Saskatchewan	43.9 °C	34	Jul-1937	Carlyle, Saskatchewan	43.3 °C	2003	Elrose, Saskatchewan	41.0°C
13	Jul-1936	Emerson, Manitoba	43.9 °C	35	Jul-1937	Regina, Saskatchewan	43.3 °C	2002	Osoyoos, British Columbia	42.0°C
14	Jul-1936	Morden, Manitoba	43.9 °C	36	Jul-1939	Oliver, British Columbia	43.3 °C	2001	Osoyoos, British Columbia	41.7°C
15	Jul-1937	Rosetown, Saskatchewan	43.9 °C	37	Jul-1941	Oliver, British Columbia	43.3 °C	2000	Osoyoos, British Columbia	38.8°C
16	Jul-1937	Regina, Saskatchewan	43.9 °C	38	Jul-1941	Skagit River, British Columbia	43.3 °C	Over last 15 years, no Canadian temperature exceeded 43.0°C.		
17	Jul-1941	Oliver, British Columbia	43.9 °C	39	Jul-1941	Elbow, Saskatchewan	43.3 °C			
18	Jun-1900	Cannington, Saskatchewan	43.3 °C	40	Jul-1941	Lumsden, Saskatchewan	43.3 °C			
19	Jun-1919	Dauphin, Manitoba	43.3 °C	41	Aug-1949	Rosetown, Saskatchewan	43.3 °C			
20	Jul-1926	Fort Qu'Appelle, Saskatchewan	43.3 °C	42	Jul-1960	Newgate, British Columbia	43.3 °C			
21	Jul-1927	Greenwood, British Columbia	43.3 °C	43	Aug-1961	Maple Creek, Saskatchewan	43.3 °C			
22	Jul-1931	Fort Qu'Appelle, Saskatchewan	43.3 °C							
23	Jul-1936	Estevan, Saskatchewan	43.3 °C							

Source: [http://en.wikipedia.org/wiki/List\\_of\\_extreme\\_temperatures\\_in\\_Canada](http://en.wikipedia.org/wiki/List_of_extreme_temperatures_in_Canada)

# Mathematically Impossible

**For decades, the most rigorous treatments of climate have been done through climate models.**

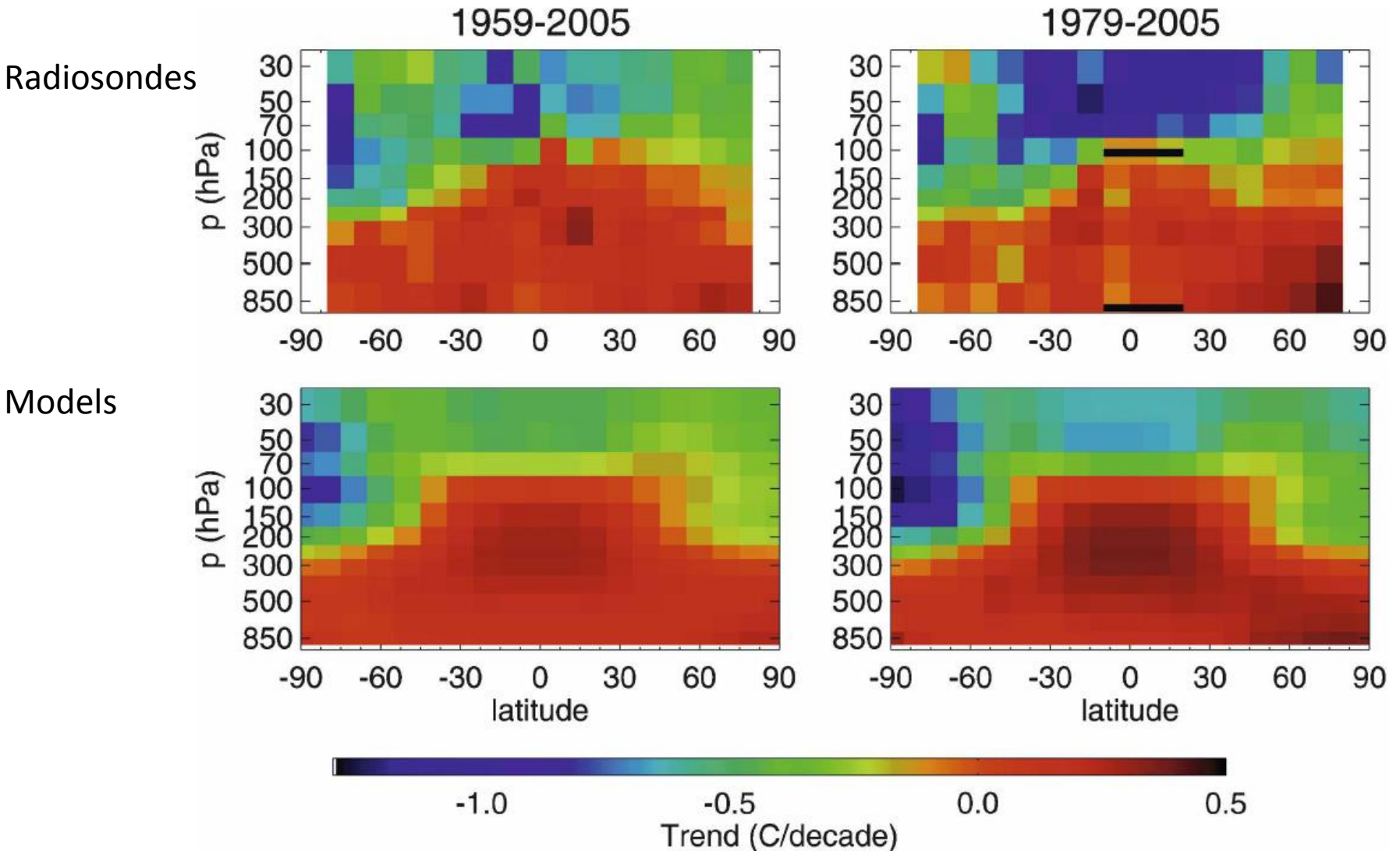
**The clever model pioneers understood many of their inherent limitations, but tried to persevere, nonetheless.**

**Today, few academics are even aware of what the pioneers understood, let alone what has been learned since about the full depth of modeling difficulties.**

**Meanwhile popular expressions of the scientific technicalities are largely superficial, defective, comically nonsensical, and virtually uncorrectable.**

**All of the best physics and all of the best computer models cannot put this Humpty Dumpty together, because we face some of the most fundamental problems of modern science in climate, but hardly know it.**

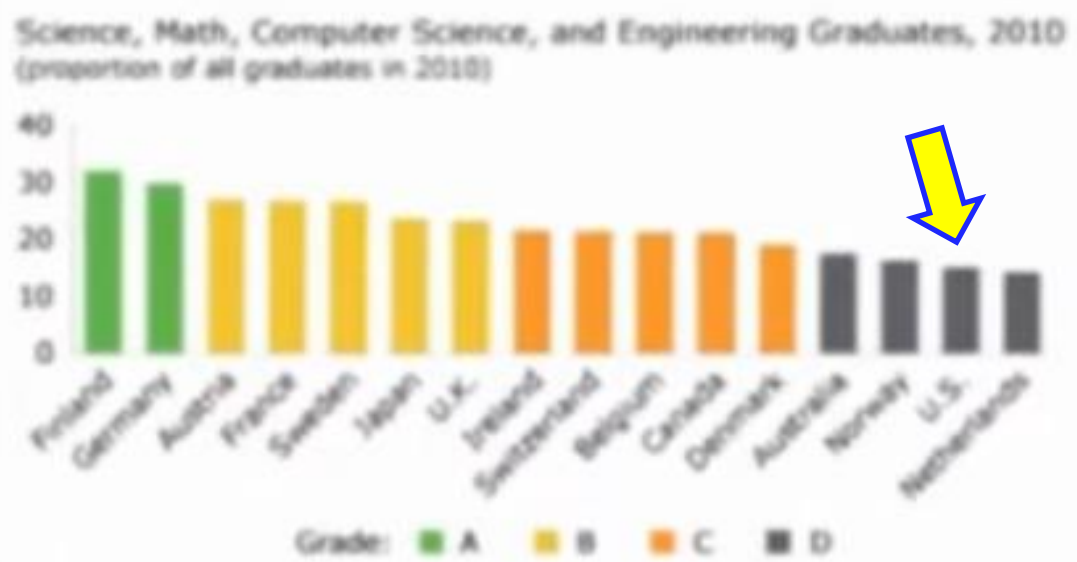
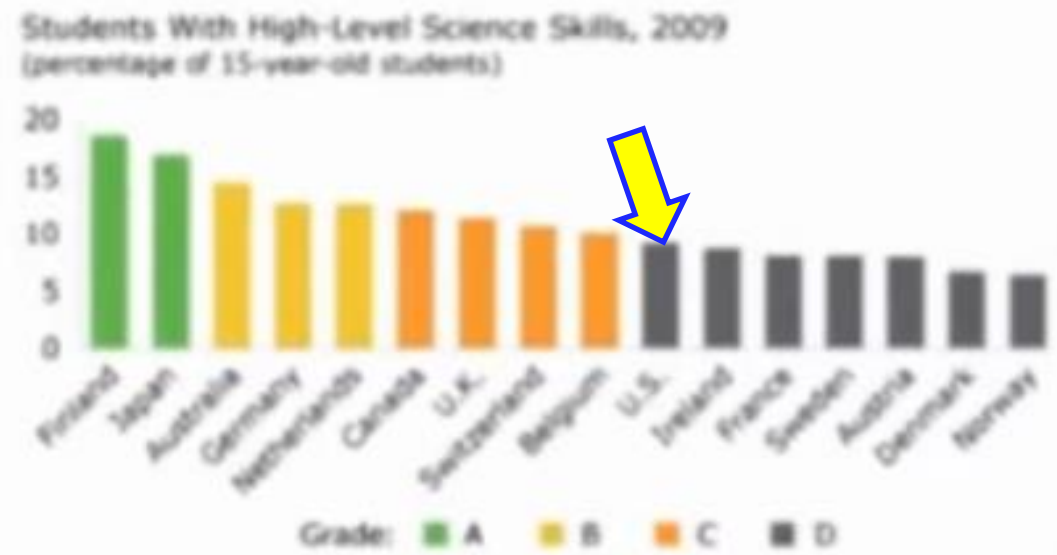
**Sherwood et al, 2008, Robust Tropospheric Warming Revealed by Iteratively Homogenized Radiosonde Data**



Graphic, Dr Tim Ball

USA: ONLY 10% of 15 year old students have a working knowledge of Science.  
Do you think that gets better with age?

USA University Students: Only 15% of Graduates have knowledge of the Hard Sciences (Engineering, Computer Science, Mathematics, Physical or Biological Sciences)






# Galileo: Why he matters today

Galileo's championing of [heliocentrism](#) was controversial within his lifetime, when most subscribed to [geocentrism](#).


The [Roman Inquisition](#) in 1615, concluded that heliocentrism was false and contrary to [scripture](#), placing works advocating the Copernican system on the [index of banned books](#) and forbidding Galileo from advocating heliocentrism.<sup>[\[9\]](#)[\[10\]](#)</sup>

He was tried by the [Holy Office](#), then found "vehemently suspect of [heresy](#)", was forced to recant, and spent the last nine years of his life under house arrest.





<http://time.com/7809/1-in-4-americans-thinks-sun-orbits-earth/>  
**1 in 4 Americans are apparently Unaware the Earth Orbits the Sun**



<http://legal.un.org/avl/ha/cpmhuemt/cpmhuemt.html>



# AUDIOVISUAL LIBRARY OF INTERNATIONAL LAW

HOME

HISTORIC ARCHIVES

LECTURE SERIES

RESEARCH LIBRARY

Introduction

List of Instruments

**Convention on the Prohibition of the Military or Any Other Hostile Use of  
Environmental Modification Techniques**  
New York, 10 December 1976

**Signed in Geneva on 18 May 1977**



**UN Documents**  
**Gathering a body of global agreements**



[home](#) | [sustainable sevelopment](#) | [education](#) | [water](#) | [culture of peace](#) | [human rights](#) | [keywords](#) | [search](#)

---

Adopted by *Resolution 31/72* of the United Nations General Assembly on 10 December 1976.

The Convention was opened for signature at Geneva on 18 May 1977.

**Convention on the Prohibition of Military or Any Other Hostile Use of  
Environmental Modification Techniques**



<http://notrickszone.com/2012/05/09/the-belief-that-co2-can-regulate-climate-is-sheer-absurdity-says-prominent-german-meteorologist/>

Physicist and meteorologist Klaus-Eckart Puls  
[was interviewed by Bettina Hahne-Waldscheck of the Swiss magazine "factum"](#)

**Question:** So we don't need to do anything against climate change?

**Puls:** There's nothing we can do to stop it.  
**Scientifically it is sheer absurdity to think we can get a nice climate by turning a CO2 adjustment knob.**

**Many confuse environmental protection with climate protection.  
It's impossible to protect the climate, but we can protect the environment and our drinking water.**

**On the debate concerning alternative energies, which is sensible, it is often driven by the irrational climate debate. One has nothing to do with the other.**

Physicist and meteorologist Klaus-Eckart Puls  
[was interviewed by Bettina Hahne-Waldscheck of the Swiss magazine "factum"](#)

**Question:** You've been criticising the theory of man-made global warming for years. How did you become skeptical?

**Puls:** *Ten years ago I simply parroted what the IPCC told us.*

*One day I started checking the facts and data –*

*first I started with a sense of doubt but then I became outraged when I discovered that much of what the IPCC and the media were telling us was sheer nonsense and was not even supported by any scientific facts and measurements.*

*To this day I still feel shame that as a scientist I made presentations of their science without first checking it.*

*The CO2-climate hysteria in Germany is propagated by people who are in it for lots of money, attention, and power.*