

# **Global Warming Topics Fall 2012 Interactions with New Mexico State University**

**Bob Endlich**

**[bendlich@msn.com](mailto:bendlich@msn.com)**

**17 Nov 2012**

**Cruces Atmospheric Forum**

**Las Cruces, NM**

# Sequence of Events

**10 October, Contacted by Nancy Hastings,  
English 111 (Rhetoric) Instructor**

**Bob to do the Counterargument on CAGW**

**Eng 111 Rhetoric Class, 30 October, Jett Hall**

**Opposite Point of View Presented by Dr Constance Falk**

**I invited Connie to my presentation for 30 October and she accepted**

# **Constance Falk, PhD NMSU**

**BA English**

**MBA Business Administration**

**PhD Agricultural Economics Oklahoma State University**

**M Eugene Sundt Honors Professor**

**Department of Agricultural Economics and Agricultural Business,  
NMSU**

**<http://aces.nmsu.edu/academics/aeab/faculty.html>**

**Dr. Falk is the co-advisor to the student sustainability club, OASIS,  
which each year organizes the city-wide Earth Day event...**

# Constance Falk, PhD NMSU

**Attended Climate Reality Workshop in California**

**<http://climaterealityproject.org/about-us/>**

**Certified as a Climate Leader by Climate Reality Project**

**Showed Graphics Owned by Al Gore to Nancy Hastings' Class**

**Was not allowed to share the graphics with me, only show them in public**

**Connie's first email to me was, "Is there a counterargument?"**

# The Climate Reality Project



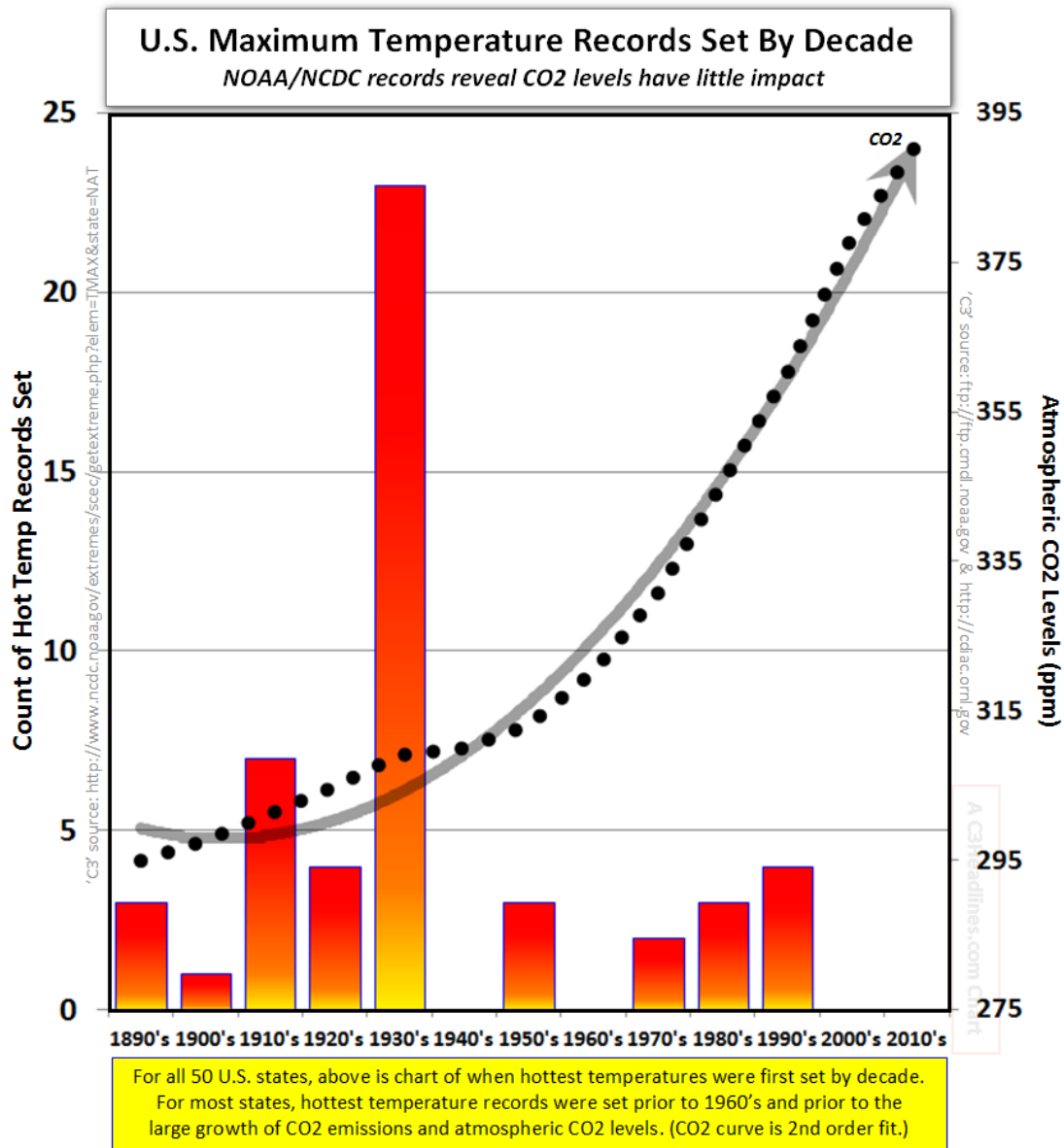
<http://climaterealityproject.org/about-us/>

24 HOURS OF REALITY ABOUT

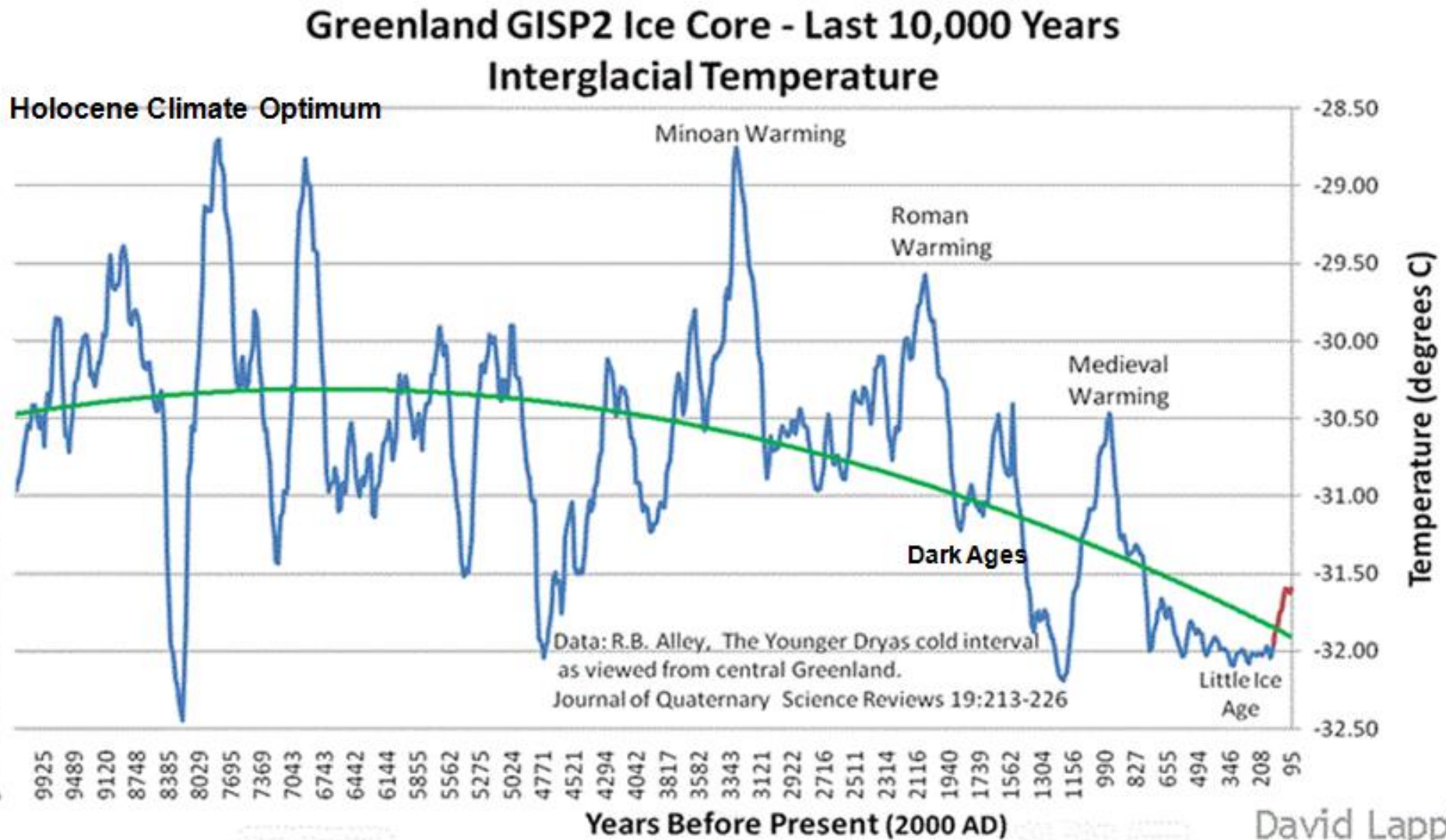
## About Us

The Climate Reality Project, founded and chaired by former Vice President and Nobel Laureate Al Gore, is dedicated to unleashing a global cultural movement demanding action on the climate crisis. Despite overwhelming international scientific consensus on climate change, the global community still lacks the resolve to implement meaningful solutions. The Climate Reality Project exists to forge an unwavering bedrock of impassioned support necessary for urgent action. With that foundation, together we will ignite the moral courage in our leaders to solve the climate crisis.

# Graphics Sent to Connie Falk



# Graphics Sent to Connie Falk



**Connie -- For your reference, various graphical interpretations of recent and long-term temperature trends, plus a couple of popular media articles (with citations) about the enormous numbers of heat records being set for the USA - and somehow being missed entirely by Mr. Endlich, who should be, by his stated profession, acutely aware of such information.**

**-- Bill B.**

**William M. Brown**

**Sage West Consultants & The Climate Reality Project**

**Energy Science, Technology, Policy & Economics**

**Taos & Arroyo Hondo, New Mexico**

**Tel: 575.776.1479**

**Email: [nmglobalwarming@yahoo.com](mailto:nmglobalwarming@yahoo.com)**



**Graphic sent to me by Dr Falk.**

**Global mean temperature**

**Note well:**

**Change 1.1 C  
in 90 years**

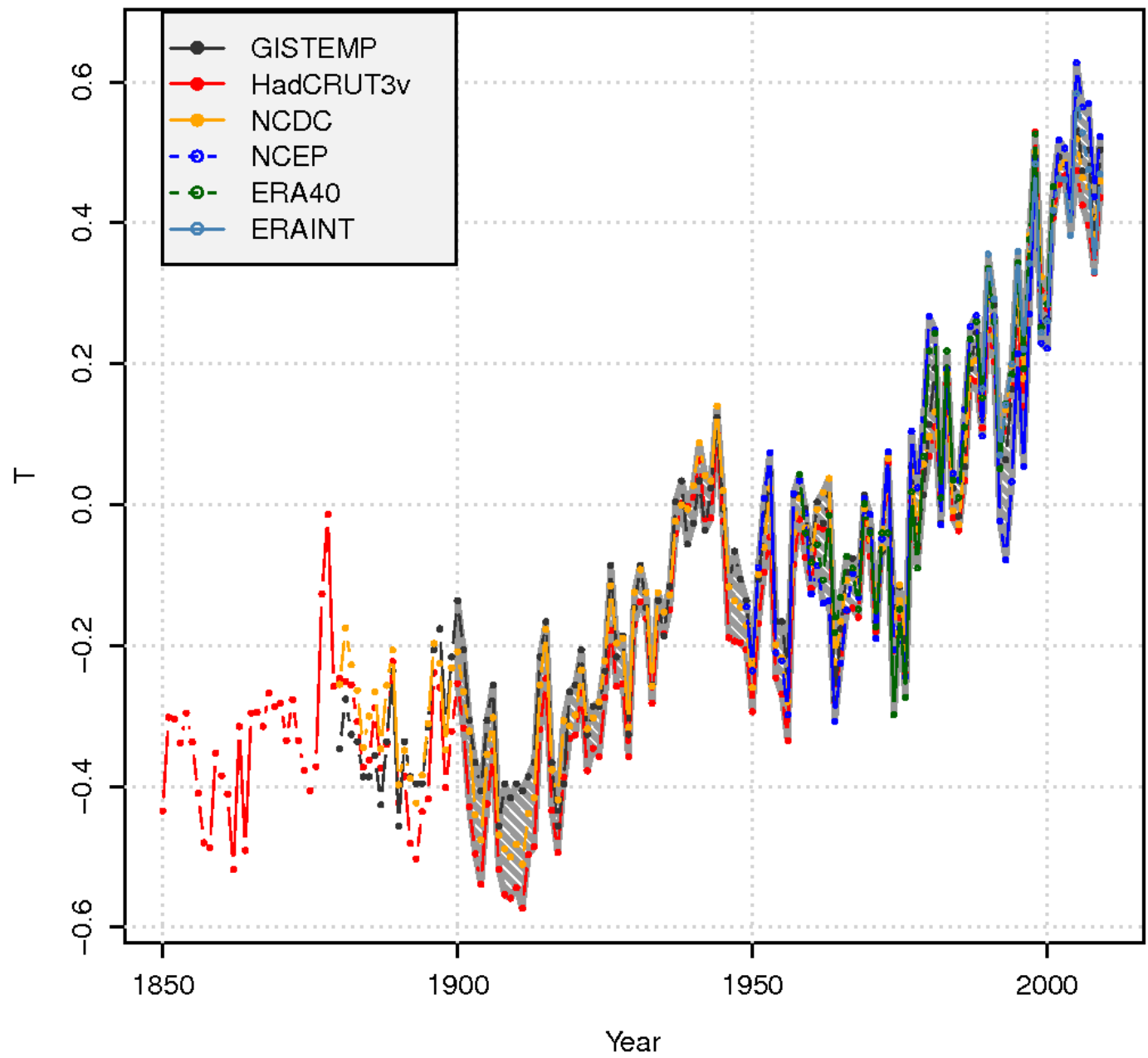
**Late 20<sup>th</sup> Century  
Warming:**

**1980-1996 +0.7C**

**Slope first half  
20<sup>th</sup> century**

**Same as last half**

**Where is the  
CO2 Effect?**



# More use of Rhetoric: Graphic sent to me by Dr Falk.

Green line down is “Good.”

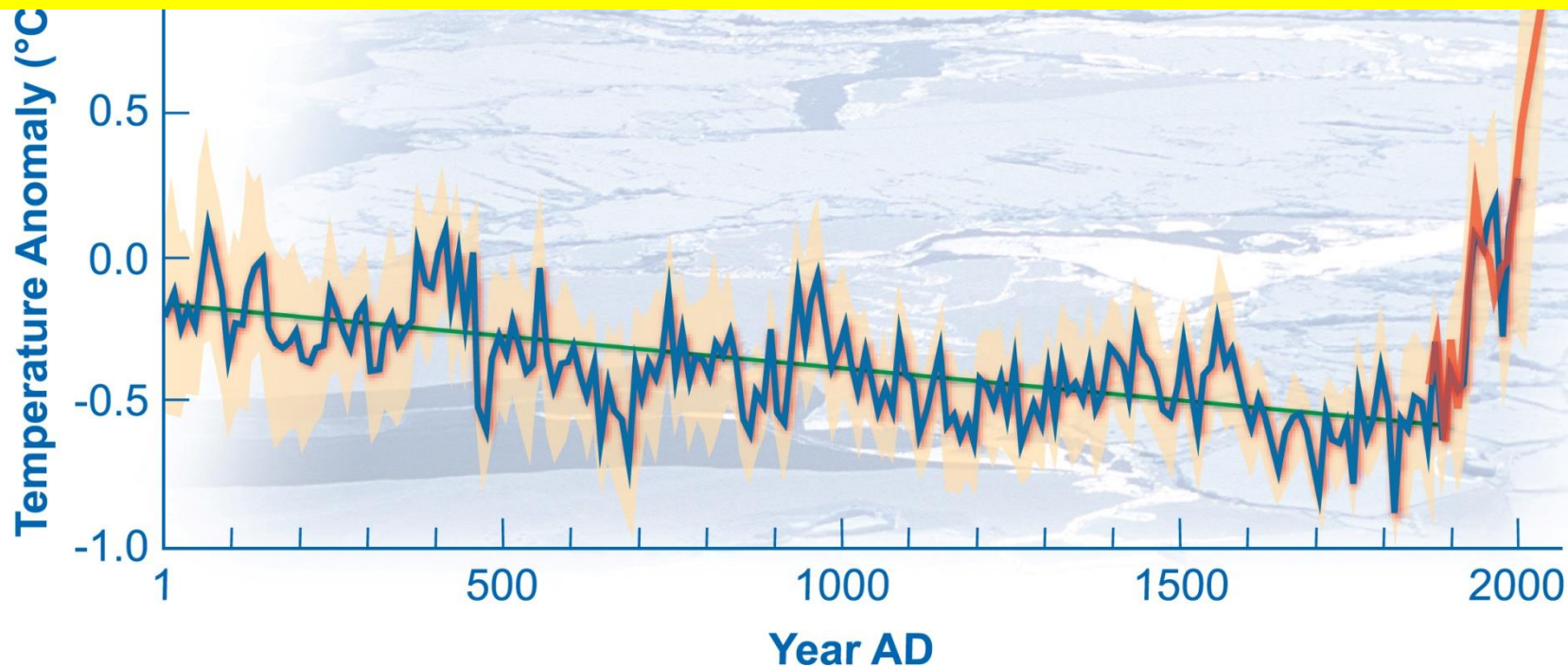
**Remember this when we get to the Newsweek article, Our Cooling World.**

Red line is “Bad;” used to create Fear.

Look Carefully. Graph does not show Medieval Warm Period or Little Ice Age  
Shows recent cold period depth is 1825, not 1680

**“I’ve just completed Mike’s Nature trick of adding in the real temperatures to each series for the last 20 years (i.e. from 1981 onwards) and from 1961 for Keith’s to hide the decline.”**

-- Phil Jones



**Hi Bob,**

**I'm curious why the temp data series you sent Nancy disagrees so completely with what is available from official sources, and omits the last few decades.**

**Connie**

**Nancy,**

**this might be worthwhile to see tonight if you can.  
Too late for the students, though.  
It explores the climate science denial campaign.  
I'm not sure if they talk about  
Naomi Oreskes' book, Merchants of Doubt.**

**Connie**

# FRONTLINE



The phrase "climate change" was not used once in the three presidential debates.

Four years ago, both presidential candidates agreed the issue was critical and demanded urgent action. So why aren't Mitt Romney or Barack Obama talking about it?

Connie -- I attach another version of a NASA temperature graph that might open more easily. I notice that the horizontal axis of the graph provided by Mr. Endlich entitled, "Northern Hemisphere Ice Core Data..." stops at 95 years before present, meaning that last 95 years of data are not included. The red part of the curve should now extend upward into the "-30.50 to -30.00" interval on the right vertical axis -- whatever these numbers mean.

So the "Hockey Stick" would definitely show up on the graph if the composers of the graphic had chosen to use the full period of record. I note the data are attributed to Richard Alley, who was (and perhaps still is) a science advisor for Al Gore and who instructed us at our January 2007 training session. As I get the time, I will try to get this to Richard to see what he thinks about how the data are presented.

A common practice of deniers is to "cherry-pick" data, or to ignore or fake data that doesn't fit their argument. I suspect that is the case here considering the omission of 95 years of the most current (and therefore relevant) data. Recent studies have shown that current global temperatures now exceed those of the "Medieval Warming" period.

I attach a couple of articles for your reference.  
Let me know if you have questions.  
-- Bill Brown

William M. Brown

**Thanks Bill!**

**I don't understand why anyone would go to the trouble to cherry pick data to make a false case and sow confusion when we are at such a historically important part in history, one that if we get it wrong, will certainly bring much planetary chaos to succeeding generations.**

**Connie**

**M. Eugene Sundt Honors Professor**

**Connie -- It is about money and power. There are trillions of dollars worth of fossil fuels still in the ground and still listed as assets of large and small fossil fuel companies everywhere. Also, there are many fossil fuel development projects underway where the payoff is three or more decades from now.**

**Those invested in the business -- and their various apologists -- do not want to abandon fossil fuels in favor of modern, clean energy technology that would consign the fossil fuel industry and its potential financial gains to the dustbin of history.**

**These people do not think like you and I think about succeeding generations.**

**-- Bill Brown**

**William M. Brown**

**From: RealClimate [<mailto:contact@realclimate.org>]**

**Sent: Wednesday, October 24, 2012 8:58 AM**

**To: Constance Falk**

**Cc: William Brown**

**Subject: Re: Data being presented to a class Attn: Gavin Schmidt**

**They are both being mis-interpreted - although the data underlying them is correct.**

**1) the hockey stick type curves are multi-proxy**

**2) estimates of the whole northern hemisphere**

**- which is a lot bigger than just Greenland and include this data along with other pieces of data which have different histories.**

**Note too that the hockey stick generally only goes back a 1000 years or so, not 10,000 years as shown here.**

**On those timescales the changes in the orbit of the Earth are important (summers in the North were warmer because we were closer to the sun during the NH summer than we are now).**

**2) these records are correct, but are really a function of the fact that the 1930s were the first warm period since the data series started and so most records were set then. If the climate was not warming you would expect fewer and fewer warm \*and\* cold records in time but that would still be true if the climate was warming.**

**A better metric is the ratio of warm and cold records which has become increasingly skewed towards warm records**

**( since 1/1/2010 it is running at about 3 to 1). In a stable climate this would be 1:1.**

**gavin**

30 October 2012 ; I present to the class. Dr Falk attends

# Global Warming Alarms

## A Meteorologist Looks at the Data

Bob Endlich

[bendlich@msn.com](mailto:bendlich@msn.com)

30 Oct 2012

Eng 111 NMSU

Las Cruces, NM



Hi Nancy.

I hope you alert your students to this debating technique, called Gish Gallup:  
[http://rationalwiki.org/wiki/Gish\\_gallop](http://rationalwiki.org/wiki/Gish_gallop)

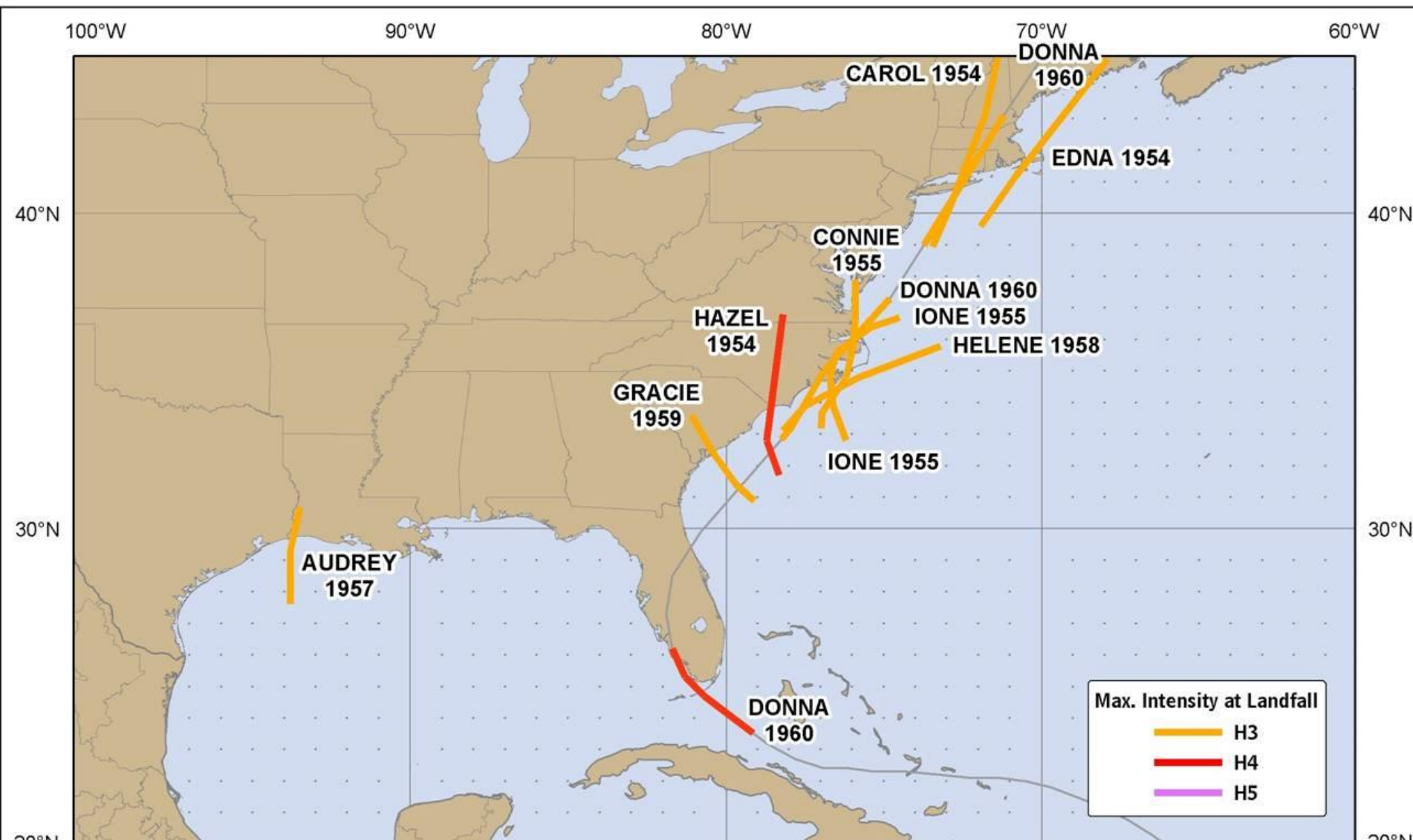
Connie



The Gish Gallop, named after creationist [Duane Gish](#), is the debating technique of drowning the opponent in such a torrent of half-truths, [lies](#), and [straw-man arguments](#) that the opponent cannot possibly answer every falsehood in real time.

The term was coined by Eugenie Scott of the [National Center for Science Education](#). [Sam Harris](#) describes the technique as "starting 10 fires in 10 minutes"

Connie,  
 You sent an email WRT Hurricane Sandy, and I replied with my experiences  
 in New Jersey and the 1950s hurricanes;  
 this graphic and the story will help you understand.



**Hi Bob,**

**I'm in the planning stages of putting together a climate forum on campus during the spring.**

**This will be a public event to discuss climate change.**

**Connie Falk, who I think you know, has agreed to help with the planning.**

**I've looked at other examples of this type of forum and**

**I will be inviting four climate change experts to the table for this.**

**The forum will start with 10-minute presentations**

**from each speaker and then the moderator will ask for questions from the audience.**

**Two speakers will be providing evidence for mainly**

**anthropogenic cause of climate change and two for non-anthropogenic causes.**

**We will also have a moderator.**

**Connie has agreed to pay for travel expenses for the speakers and will invite the anthropogenic speakers.**

**Do you have a suggestions in mind that you would want to have speak for the non-anthropogenic side?**

**Dave**

**Dr. Dave DuBois**

**New Mexico State Climatologist**

**From: Bob Endlich [<mailto:bendlich@msn.com>]**

**Sent: Tuesday, November 06, 2012 12:31 PM**

**To: David Dubois**

**Cc: 'Bob Endlich'; Constance Falk**

**Subject: climate forum in Las Cruces**

**David**

**Thank you. I think this is a good idea.**

**Do you have any Idea who Connie intends to invite?**

**Gavin Schmidt? William Brown? Stefan Rahmstorf?**

**Is there money to invite Fred Singer and/or Christopher Monckton?**

**There is a group of a dozen or so of us that meet monthly.**

**We call ourselves the Cruces Atmospheric Forum, and we meet monthly,  
3d Saturday, 1130 at Break an Egg.**

**We will have the answer for you soon, probably by the 20th of the month....**

# They Chicken Out!

**From:** Constance Falk [<mailto:cfalk@nmsu.edu>]

**Sent:** Tuesday, November 13, 2012 9:46 AM

**To:** Bob Endlich; David Dubois

**Subject:** RE: MORE: Climate forum

Hi Bob.

The scientists that we have contacted regarding having a debate with deniers is that they are not willing to engage.

The science points to global warming as a real and serious phenomenon, and the human fingerprint irrefutable.

The scientists we have contacted would prefer a panel discussion on what to do about the problem, not to rehash arguments that are old and tired, in their view...

Connie  
M. Eugene Sundt Honors Professor  
MSC 3169 Box 30003  
Dept. Agric. Econ. & Agric. Bus.  
New Mexico State University